




Overview of the Nutrition Information System in Niger

DURE Technology



ABOUT THE NIPN INITIATIVE

National Information Platforms for Nutrition (NIPN) is an initiative of the European Commission supported by the United Kingdom Department for International Development and the Bill & Melinda Gates Foundation. The initiative aims to strengthen national capacity to manage and analyse information and data from all sectors which have an influence on nutrition and to disseminate and use information so as to better inform the strategic decisions countries are faced with to prevent undernutrition and its consequences. A Global Support Facility has been set up by the European Commission to coordinate the NIPN initiative, managed by the Agrinatura alliance and hosted by Agropolis International.

DISCLAIMER

This publication has been commissioned by the Global Support Facility for the National Information Platforms for Nutrition initiative. The findings, interpretations, conclusions, advice and recommendations expressed in this work are those of the authors and do not necessarily reflect the views of the organizations that host, manage or fund the Global Support Facility.

COPYRIGHT STATEMENT

Copyright © 2019 by the Global Support Facility for the National Information Platforms for Nutrition initiative. Agropolis International, 1000 avenue Agropolis, 34394 Montpellier cedex 5, France.

Cover page illustration: © VectorPot/Schutterstock

This report may be freely reproduced, in whole or in part, provided the original source is properly cited and acknowledged.

RECOMMENDED CITATION

DURE Technology. Overview of the nutrition information system in Niger. Montpellier, France: Agropolis International, Global Support Facility for the National Information Platforms for Nutrition initiative. 2019.

PUBLICATION DATE

August 2019

The report can be downloaded here: <http://www.NIPN-nutrition-platforms.org/IMG/pdf/nutrition-info-system-niger.pdf>

Contents

Contents	3
Introduction	4
Section I: Global Parameters	5
Section II: Mapping of existing information systems	6
Current Nutrition Environment in Niger	6
Current situation of Nutrition-related data management in Niger	6
NigerInfo	6
ANADO	7
National Health Information System (SNIS, DHIS-2 based)	8
Famine Early Warning Systems Network (FEWS NET)	8
STATcompiler	9
ECOAGRIS	10
Monitoring System of Water and Sanitation (SISEAN)	10
The Livestock Markets Information System (SIMB)	11
The Agricultural Market Information System (SIMA-Niger)	11
Early Warning System (SAP)	12
Automated Monitoring and Evaluation System (SASE)	12
Section III: Indicator Mapping	15
Finance for Nutrition	15
Intervention and Food Supply	15
SDG Drivers of Nutrition	16
Infant and Young Child Feeding Practices and Dietary Intakes	17
Nutrition Status	18
SDG goals that are linked to better nutrition	18
Section IV: Mapping of the main Stakeholders identified	20
Office of the High Commissioner for the 3N Initiative (HC/I3N)	20
National Institute of Statistics (INS)	20
The Ministry of Public Health (MSP)	20

Introduction

This report presents the findings for Niger of a study undertaken by Dure Technology (<http://www.duretechnologies.com/>), commissioned by the Global Support Facility of the National Information Platforms for Nutrition (NiPN) global initiative.

The summarized findings are presented in 4 sections:

- **Section 1: Global parameters**

Key parameters of the Nutrition Information System have been assessed and are presented in a synthetic table.

- **Section II: Mapping of existing information systems**

Sectoral and multi-sectoral information systems that can be relevant to nutrition have been identified and are described in this section. A table summarizes the findings.

- **Section III: Indicator mapping**

17 multisectoral “key indicators” were arbitrary selected to represent multi-sectoral information important for Nutrition. For those indicators, the institution(s) in charge of data collection / quality review / analysis and dissemination were identified.

- **Section IV: Mapping of the main stakeholders identified**

The assessment followed key steps:

1. Creation of a questionnaire
2. Pre-populating the questionnaire with available country-specific information (including the work undertaken by SUN available here: <https://scalingupnutrition.org/share-learn/planning-and-implementation/information-systems-for-nutrition/>)
3. Interviews with main stakeholders (held between 1st - 30th Sep 2018)
4. Thorough investigation of open access/publicly available information
5. Report compilation

Section I: Global Parameters

Parameters assessed	Situation in Niger
Existence of any IT system for Central Data Repository	Yes, SASE was re-launched
Access to raw data/ metadata across IT systems	Partial
Frequency of Data updation on existing IT systems	Satisfactory
Analysis of available nutrition-related data	Partial
Data exchange capability between IT systems	Partial (exists for ANADO, ECOAGRIS)
Presentation of summary statistics on existing IT systems	Available for some IT systems (exists for NigerInfo, SNIS, ANADO, STATcompiler)
Existence of IT systems	Available
Infrastructure for efficient data reporting (Computers/ Internet)	Limited (Scarcity of Computer hardware)
Availability of Standard Reporting Tools	Likely existing (No gaps highlighted)
Type of Data collection- (Hardcopy-based/ Digital)	Mostly hard copy based, SASE (equipped to collect)
Tools used for nutrition-related Data Consolidation	IT System: ANADO (NADA), SNIS (DHIS2), SASE
Data Analytics/ Reporting & Dashboard	NigerInfo, SNIS (DHIS2), STATcompiler, SASE (equipped for reporting)
Level of Program Coverage across the country	Satisfactory
Plan for a Multi-sectoral nutrition-related Data repository in place	Yes, Niger NiPN (PNIN)
Existence of Data sharing law/ Policy	Not yet
A compliant data exchange mechanism/ guideline	Not yet
National Budget allocated for Nutrition-related interventions	Information Unavailable
Major sources of nutrition-related Data	Survey [MICS, SMART, DHS, National Household Consumption Budget Survey (ENBC), The Questionnaire on Basic Well-being Indicators (QUIBB), the Survey of Crop Forecasts and Estimation (EPER)], Routine data collection through HIS, Census
Presence of a Governing body for inter-sectoral coordination of nutrition	Yes, Office of the High Commissioner for the 3N Initiative (HC/I3N)

Section II: Mapping of existing information systems

Current Nutrition Environment in Niger

While infant mortality in Niger has declined significantly from 318 deaths per 1,000 children under five in 1998 to 127 in 2012, trends in different forms of malnutrition are less conclusive, as high prevalence of malnutrition are still widespread in all its forms [Moderate Acute Malnutrition (MAM), Severe Acute Malnutrition (SAM)].

Therefore, in order to understand the factors and determinants that influence malnutrition and to strengthen data analysis capabilities to assess progress, inform policies and improve nutrition programs and better inform the strategic decisions in the best interest of Niger, one of the major actions envisaged in the country's new Economic and Social Development Plan (PDES: 2017-2021) is to 'set up a General Information System for Nutrition'.

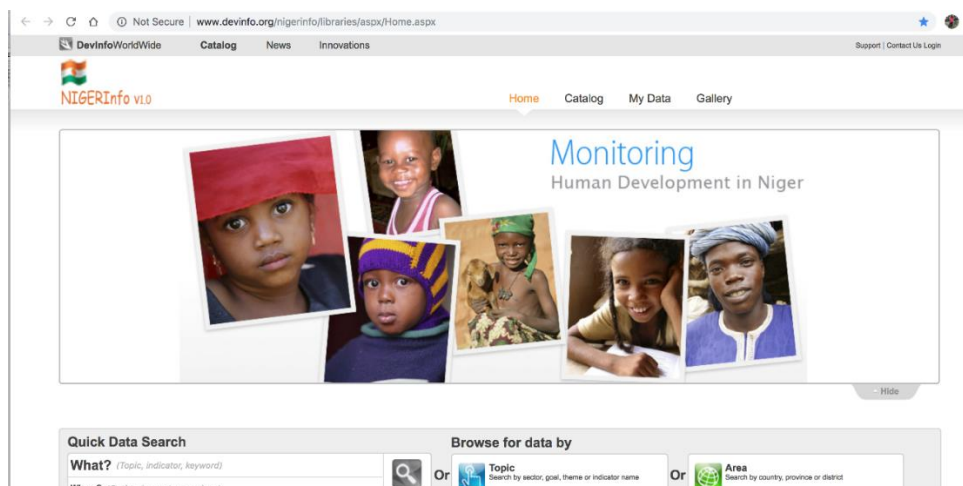
Current situation of Nutrition-related data management in Niger

The frequency of data collection and availability in Niger is rich, particularly with regard to nutrition indicators and food security and vulnerability indicators. This is mainly due to the recurrence of annual national nutrition surveys (SMART) and regular food security and vulnerability since 2005/2006. In 2014, the Household Economy Approach (HEA) methodology was introduced in the ecosystem of Niger, prior to which MICS surveys used to be primarily carried out between 2007-2010 and during 2011-2016, SMART surveys were rampant.

Presented next is a brief overview of the existing IT systems (that might be of relevance to nutrition-related data), the associated technical details and the information (indicators) captured by these systems (wherever accessible).

NigerInfo

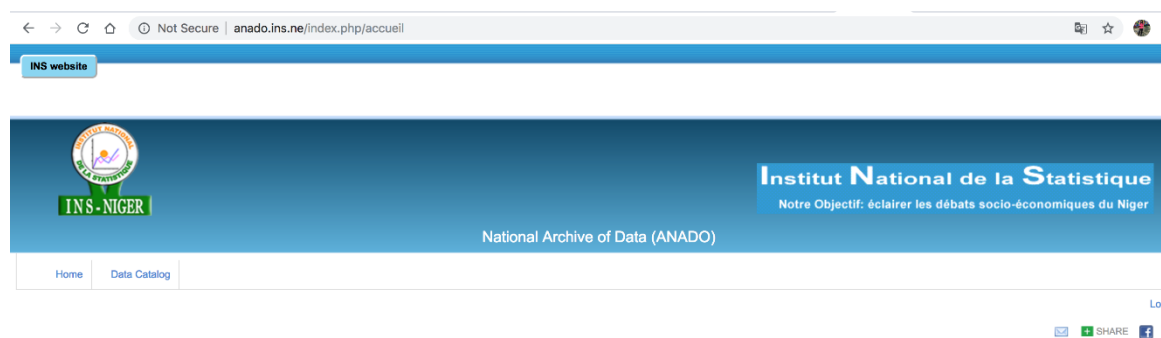
- ➔ **Description of the IT system:** NigerInfo is a DevInfo adaptation containing data on key socio-economic indicators for Niger. It is a platform for presenting a range of socioeconomic indicators on Niger from the SSN and other public or allied data producing structures (such as the Early Warning System under the Prime Minister's Office). It is managed at the INS by a permanent salaried statistician of the Institute. It is developed under "DevInfo" and the INS receives technical and financial support from UNICEF for its management.
- ➔ **Technical Details:** The system allows data entry, generating graphs and tables but not card production. NigerInfo has an administrator access (for daily editing of data) is naturally protected by access codes, and has an automatic backup system via a server. The IT system can be found here <http://www.devinfo.org/nigerinfo/libraries.aspx/Home.aspx>
- ➔ **Indicators:** NigerInfo has 308 indicators (nutrition included) grouped in specific areas and 67 data sources. These were last updated in 2014. Nutrition data are available in "NigerInfo" where they appear under a specific heading "Nutrition" and other related topics such as agriculture, environment, and livestock. As for the 17 SUN MEAL Indicators, a total of 12 indicators are reported on NigerInfo. Three indicators each belonging to Lists 3 and 7, and two indicators each belonging to Lists 5, 6 and 8 are presented on this database.



NOTE: The DevInfo initiative is no longer supported <http://devinfo.org/>

ANADO

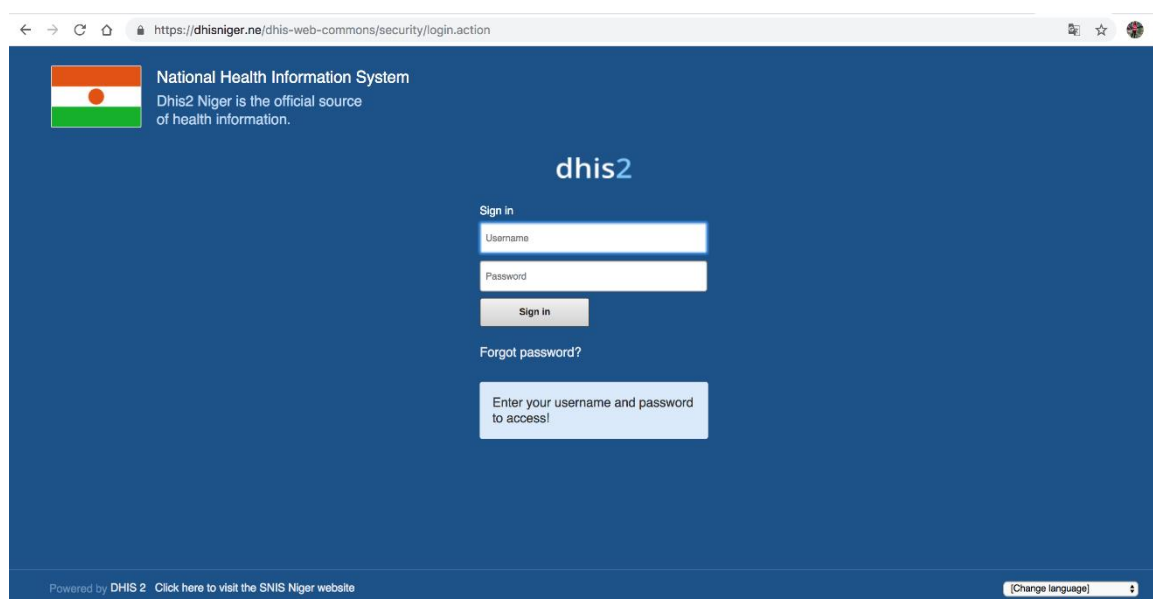
- ➔ **Description of the IT system:** ANADO (National Archive of Data) is a less ergonomic platform and less intuitive than NigerInfo. It allows to find the raw databases (mainly those resulting from surveys conducted by the INS, censuses and administrative data) available (including those on nutrition) from 2009 to 2015, thanks to a search engine
- ➔ **Technical Details:** Designed under TOOLKIT, the ANADO platform is administered by a computer specialist, a permanent employee of INS. It particularly allows access to raw data after authentication and in all cases obtains metadata on the information they contain. But, some databases are presented for information purposes (raw micro-data is not available in data); for others, access is only possible after obtaining a password from the INS after registration on the site. The function of adding databases is reserved for the administrator and the platform does not allow any exploitation (generate indicators, produce tables or graphs, etc) online. The website can be found here www.stat-niger.org/nada/index.php



- ➔ **Indicators:** Data for 10 indicators out of the 17 SUN MEAL indicators are stored on ANADO prior to them getting reported on NigerInfo. One indicator belonging to List 3, two indicators each belonging to Lists 5, 6 and 8, and three indicators belonging to List 7 are stored on this data archive.

National Health Information System (SNIS, DHIS-2 based)

- ➔ **Description of the IT system:** DHIS2 is an open source database management system based on PHP with a POSTGRES database (also supporting MySQL). DHIS2 Niger was set up with the support of several partners (Global Fund, World Bank, European Union, Unicef, Common Fund, WAHO, UNFPA). It is managed by a team led by two qualified network specialists. Nutrition data comes from routine, daily, paper-based collections from CSIs (Integrated Health Centers) and hospitals nationally. The Directorate of Nutrition (DN) is the primary user of this data, that comes directly from the CSI and are validated at different levels of the health pyramid. The data is centralized and validated by district, then by region, before being transmitted to the Directorate of Statistics (DS) of the Ministry of Public Health (MSP). The data is then entered monthly on the DHIS2 online platform (SNIS) accessible on a secure server at <https://dhisniger.ne/>
- ➔ **Technical Details:** DHIS2-Niger represents aggregated data rolled out on a national level and is hosted outside country premises (in the US, for security reasons with the assurance of permanent accessibility) but this has the disadvantage that in case of an internet break, the national users will not be able to use it. Data is available at multiple aggregation scales: by district, by region and at national level. These data are presented (by region) in the directories. Data has restricted access and is accessible to MSP and selected partners only. Data on SNIS gets updated on a monthly basis.

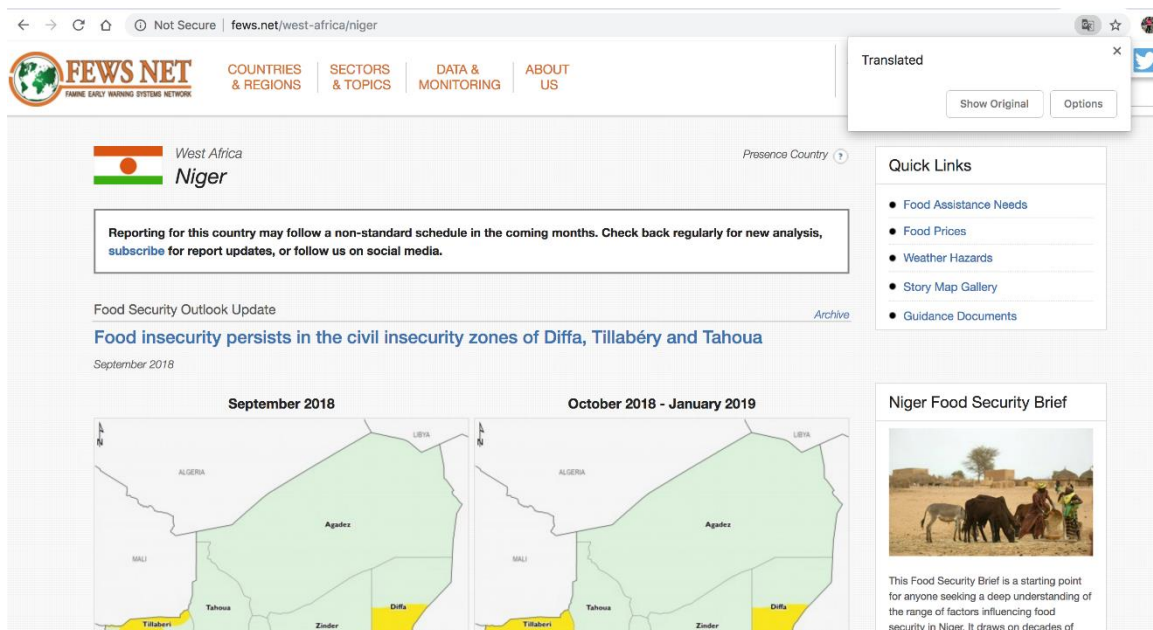


- ➔ **Indicators:** Nutrition indicators are available on DHIS2 but the process of integrating all the Directorate of Statistics data of the Ministry of Public Health is underway. As DHIS-2 Niger has restricted access (as seen above), a detailed list of the indicators being captured by this IT system is unavailable.

Famine Early Warning Systems Network (FEWS NET)

- ➔ **Description of the system:** The Famine Early Warning Systems Network is a leading provider of early warning and analysis on food insecurity. It is created and maintained by USAID and partners to help decision-makers plan for humanitarian crises, FEWS NET provides evidence-based analysis on close to 34 countries including Niger. This system collects information from multiple sources for early warning. Data sources are relevant to food security and nutrition as well; and data from FEWS NET is used for Niger Early Warning System as well.

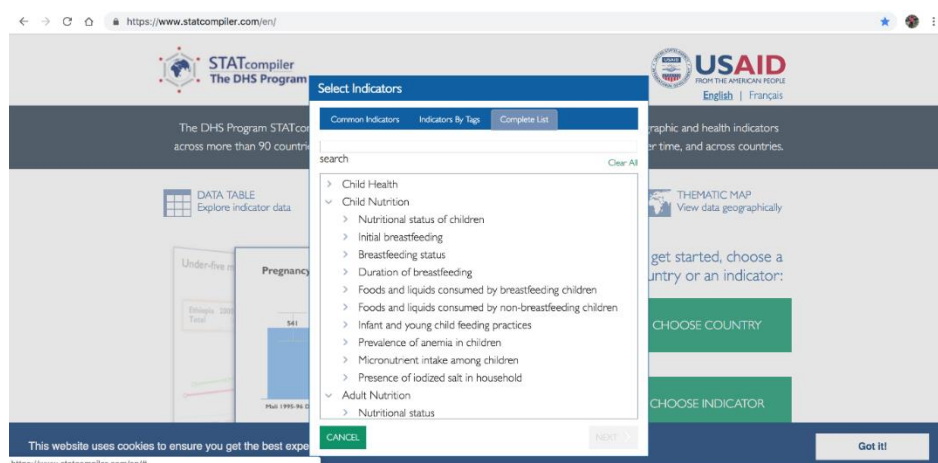
- ➔ **Technical Details:** The FEWS NET represents aggregated data rolled out on a national level and is hosted on out of country premises. Data from multiple sources is used to first estimate future food security outcomes to next predict an early warning on food security situation. FEWS NET can be found here <http://fews.net/west-africa/niger>



- ➔ **Indicators:** None of the core 17 NiPN indicators are captured on FEWS NET. The weblink for FEWS NET is not reflective of a list of indicators that is considered by this system to make food security projections/predict warning situations, these are therefore currently unknown.

STATcompiler


- ➔ **Description of the IT system:** STATcompiler is a DHS Program that allows users to make custom tables based on thousands of demographic and health indicators across many countries (90 to be precise), of which Niger is one. It allows for customization of tables to view indicators by background characteristics, over time, and across countries.
- ➔ **Technical Details:** STATcompiler (<https://www.statcompiler.com/en/>) represents aggregated DHS (survey) data rolled out on a national level and is hosted on outside country premises. The system is a brainchild of USAID and is being maintained by the same. Data access seems to be of open access.



- ➔ **Indicators:** 10 out of the 17 core NiPN indicators are reported on STATcompiler. These belong to the SUN MEAL indicator Lists 5, 6, 7 and 8. A consolidated list of the indicators that are being presented by STATcompiler can be found here <https://www.statcompiler.com/en/>

ECOAGRIS

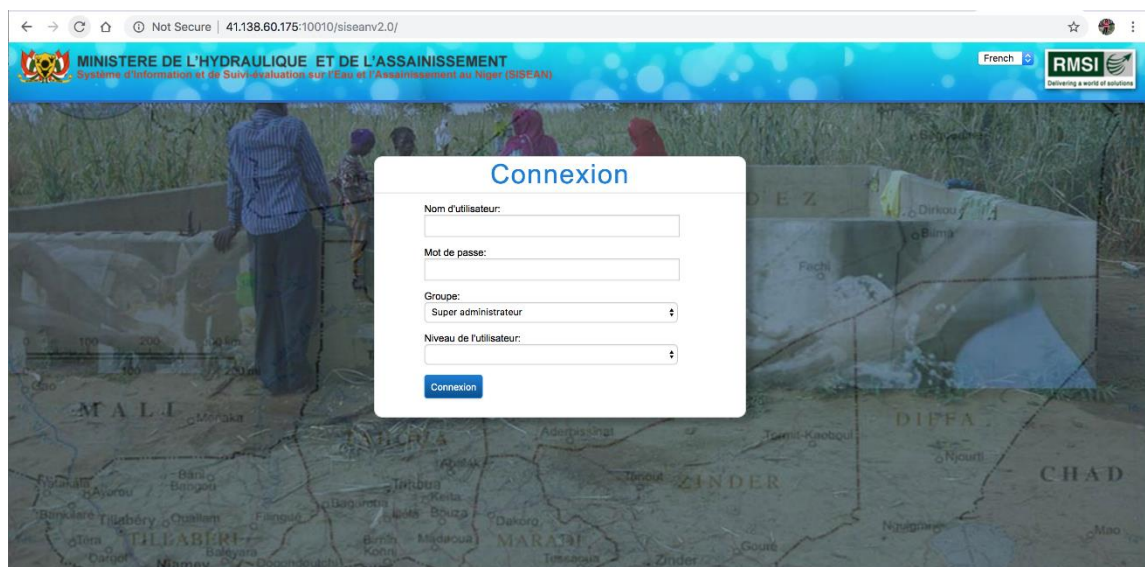
- ➔ **Description of the system:** The ECOAGRIS device is a national and regional data exchange and sharing platform, a virtual online storage and data sharing system that will synchronize files stored on different computers in an automated way. It is an important ECOWAS project, conceived as an information system for the agricultural sector in the West African region receiving EU funding. It is a regional decision support tool that builds on the national systems of the member countries. In Niger, the Directorate of Statistics of the Ministry of Agriculture and livestock (MAGEL) works closely with ECOAGRIS, to whom it transmits national data of the sector, including those relating to nutrition.
- ➔ **Technical Details:** Unknown. The IT system can be found here <http://www.ecoagris.net>



- ➔ **Indicators:** The list of nutrition-related indicators covered by ECOAGRIS can be found here: http://www.ecoagris.net/index.php?option=com_secteurpays&systeme=11&pays=6

Monitoring System of Water and Sanitation (SISEAN)

- ➔ **Description of the system:** There exists at the MHA (Ministry of Hydraulics and Sanitation) an IT system called 'Monitoring System of Water and Sanitation (SISEAN)' managed by the DEP (Director of Studies and Programming) with the Directorate of Statistics of MHA providing it with relevant data. At the request of the MHA, SISEAN was developed by an external firm (RMSI) with funding from the World Bank (through the Water and Sanitation Program - WSP) in 2015.
- ➔ **Technical Details:** SISEAN is a web-oriented tool (Php and SQL), accessible via smartphone via an Android application, developed to better answer the questions of monitoring and evaluation of the sector. The IT system can be found here <http://41.138.60.175:10010/siseanv2.0/>. The IT system has restricted access.
- ➔ **Indicators:** As the IT system has restricted access (as seen above), a detailed list of the indicators being captured by this IT system is unavailable.



The Livestock Markets Information System (SIMB)

- ➔ **Description of the IT system:** The Livestock Markets Information System or SIM Livestock of Niger is a specialized service of the Ministry of Agriculture and Livestock (MAGEL). Located in the Directorate of Statistics of the Ministry, SIMB is responsible for monitoring the marketing of animal products (meat, milk) and livestock inputs (veterinary products, etc). Its objective is to improve the knowledge of the mass of animals presented on the markets, the numbers sold, and the prices practiced by species and category. A newsletter comprising of information on the prices of livestock and meat in the reference markets is published weekly by the Directorate of the Statistics of the Ministry.
- ➔ **Technical Details:** Unknown. A weblink of the IT system is unavailable.
- ➔ **Indicators:** A detailed list of the indicators being captured by this IT system is unavailable due to the unavailability of a corresponding weblink.

The Agricultural Market Information System (SIMA-Niger)

- ➔ **Description of the IT system:** The Agricultural Market Information System (SIMA) of Niger is a specialized service of the Ministry of Trade and Promotion of the Private Sector. It was created in 1989 and collection activities began in 1990. SIMA tracks a total of 74 markets distributed as following: 48 regular markets; 18 sentinel markets and 8 cross-border markets. Its operating budget is provided by the Nigerien State.

SIMA publishes a weekly two-page report on cereal prices (millet, sorghum, maize and rice) in a few Nigerian markets. It also publishes monthly a summary of the situation of agricultural markets in Niger. It analyzes the markets for millet, sorghum and cowpea as well as the situation of cross-border markets in Niger. URL: <http://www.simaniger.net/>

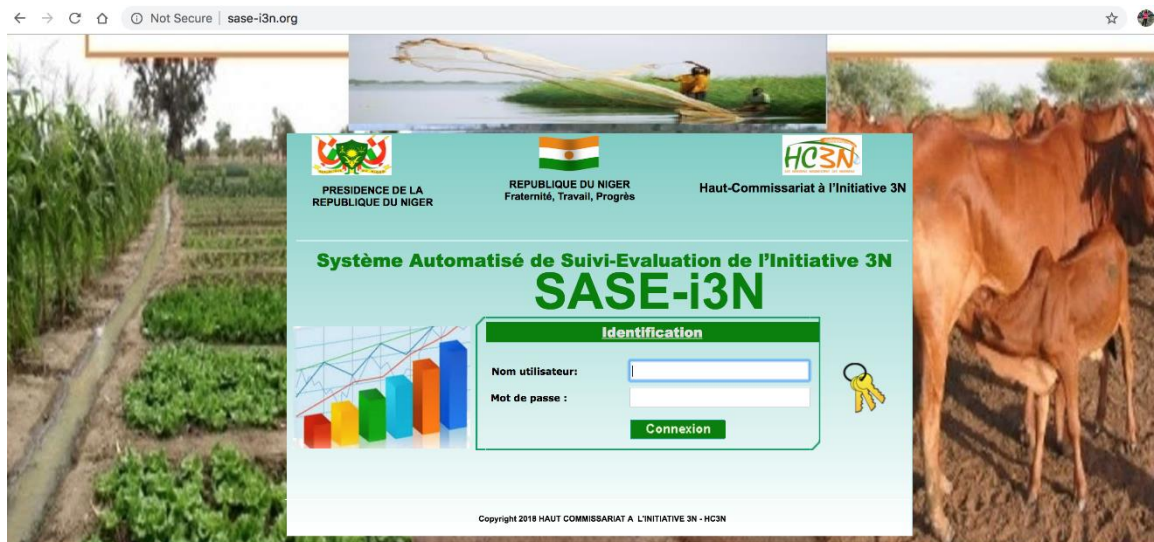
- ➔ **Technical Details:** Unknown.
- ➔ **Indicators:** Unknown. A detailed list of the indicators being captured by this IT system is unavailable.

Early Warning System (SAP)

- **Description of the IT system:** Created in 1989 at the Office of the Prime Minister, the Early Warning System (SAP) is the result of a national consensus on the need for a 'flexible structure placed at an adequate hierarchical level to ensure better coordination of actions to combat food insecurity' following the drought of 1984. Today, the SAP is one of the components of the DNP-GCA still reporting to the Prime Minister's Office and is charged, as a leader in the field, with collecting, processing, analyzing and archiving all relevant data in the food, pastoral, health, nutritional, socio-economic fields with the aim of advising and alerting the authorities in time if necessary.
- **Technical Details:** The SAP works closely with the INS and several partners (including Agrhymet, Belgian Cooperation, FAO, GIZ, Oxfam, WFP, Save the Children, EU, UNICEF, etc) for its data collection and analysis of the food situation in the country. It shares data, most of the time through their automatic transmission after validation, with the other components of the DNP-GCA and the information systems of several ministries including SIMB and SIMA. More generally, in order to involve the largest number of actors in the early warning system, the SAP Coordination Cell has set up and coordinates an Interdisciplinary Working Group (GTI/ SAP) whose members are the National Health Information System (SNIS) of the MSP, the SIMA, the SIMB as well as 'all technical ministries and actors that can contribute to better information in the management and disaster prevention in Niger'.
- **Indicators:** The SAP organizes two types of data collection from households and villages; and all present a 'nutrition' component integrated in the general label of 'Monitoring the Food, Nutrition and Pastoral Situation (SANP)'. The data collected are mainly used in the planning of responses to food crises and the cyclical analysis of the Harmonized Framework for the Identification of Risk Areas and Vulnerable Populations in the Sahel and West Africa (CILSS). In general, the data are used only in the sense of the primary mission of the SAP (survey reports, monthly bulletins, flash bulletins, information notes) with a real concern to disseminate the results to all stakeholders (national and regional levels). A extensive list of 695 indicators are captured by SAP.

Automated Monitoring and Evaluation System (SASE)

- **Description of the IT system:** The HC/ I3N statistical system, led by the DSEC (Department of Monitoring and Evaluation and Capitalization), does not collect nutrition data in the field except for funding data. Instead, it centralizes related operational indicators from data from several national structures. As for the financial data, they will be collected by the DSEC during an annual survey of ministries and institutions. The relaunch of the "Automated Monitoring and Evaluation System" (SASE) in 2018 (there were malfunctions in the previous version launched in 2014) makes it possible to collect, compile and process data.
- **Technical Details:** To centralize the data, the HC/ I3N has an online tool called 'Automated Monitoring and Evaluation System (SASE)' initially developed in 2014 with the financial support of UNDP. It is a collaborative platform that automates the collection of indicators from the I3N partner institutions. The data is disaggregated by region, department and municipality. Ergonomic and easy to use, the system allows the export of data and the automatic constitution of reports according to predefined formats. The DSEC administers the system and has all the rights. The six partner institutions are responsible for filling in the online forms and are responsible for their data. They can access the system to view their data and, if necessary, edit it. SASE is accessible at sase-i3n.org with a server hosting the database with a provider located in France.



- ➔ **Indicators:** The SASE integrates operational indicators (outcome and effect) as well as process and program implementation indicators as well as financial data of I3N actors. In the new configuration, the indicators (except the impact indicators) will be disaggregated at the regional level and the regional coordinators will each have online access to a space to administer their data for their region.

As the IT system has restricted access (as seen above), a detailed list of the indicators being captured by this IT system is unavailable.

Table 1. Summarised overview of existing IT systems


SYSTEM NAME	Scale of rolling out	Data last updated	Individual/Aggregated	Hosted at?	Data Access	Which Ministry/Dept developed it?	Current Status	Indicator coverage (17 SUN MEAL ones)
NigerInfo (DevInfo based)	National	2014	Aggregated	Unknown	Likely open	Ministry of Public Health (MSP)	Implemented	12 out of 17
ANADO	National	Unknown	Aggregated	Unknown	Limited access	INS	Implemented	10 out of 17
SNIS (DHIS2 Niger)	National, district, regional	Monthly	Aggregated	Outside country premises (in the US)	Restricted	Ministry of Public Health (MSP)	Implemented	Unknown
FEWS NET	National	n/a	Aggregated	n/a	n/a	USAID and partners	Implemented	n/a
STATcompiler	National	2012 (up to the last DHS survey)	Aggregated	Out of country	Likely open	USAID	Implemented	10 out of 17
ECOAGRIS	National, Regional	Unknown	Unknown	Unknown	Limited access	DS of MAGEL	Implemented	Unknown
SISEAN	National	Unknown	Unknown	Unknown	Restricted	Ministry of Hydraulics and Sanitation (MHA)	Implemented	Unknown
SIMB	National, Regional	Weekly/Monthly reports	Aggregated	Unknown	Restricted	DS of Ministry of Agriculture and Livestock (MAGEL)	Implemented	n/a
SIMA	National, Regional	Weekly/Monthly reports	Aggregated	Unknown	Restricted	Ministry of Trade and Promotion	Implemented	n/a
Early warning system (SAP)	National, Regional	Unknown	Aggregated	Unknown	Restricted	Office of the Prime Minister	Implemented	Mostly all
Automated Monitoring and Evaluation System (SASE)	National, Regional	n/a	Aggregated, disaggregations likely to be included at regional level	Unknown	Restricted	DSEC (Department of Monitoring and Evaluation and Capitalization)	Implemented	Unknown

Section III: Indicator Mapping

The GSF identified an arbitrary list of 17 indicators selected from 6 domains of the SUN MEAL system. The list numbers of these indicators have been kept consistent with that of the numbering used for the SUN meal system found here (<https://scalingupnutrition.org/?s=MEAL>) to avoid any nomenclature related confusion. The objective of this list is ONLY to get a flavor of the multi-sectoral data environment in Niger. This section identifies, for each indicator, the institutions responsible for collecting, controlling for quality, analyzing and reporting on those indicators. Data gaps are highlighted as well.

Finance for Nutrition

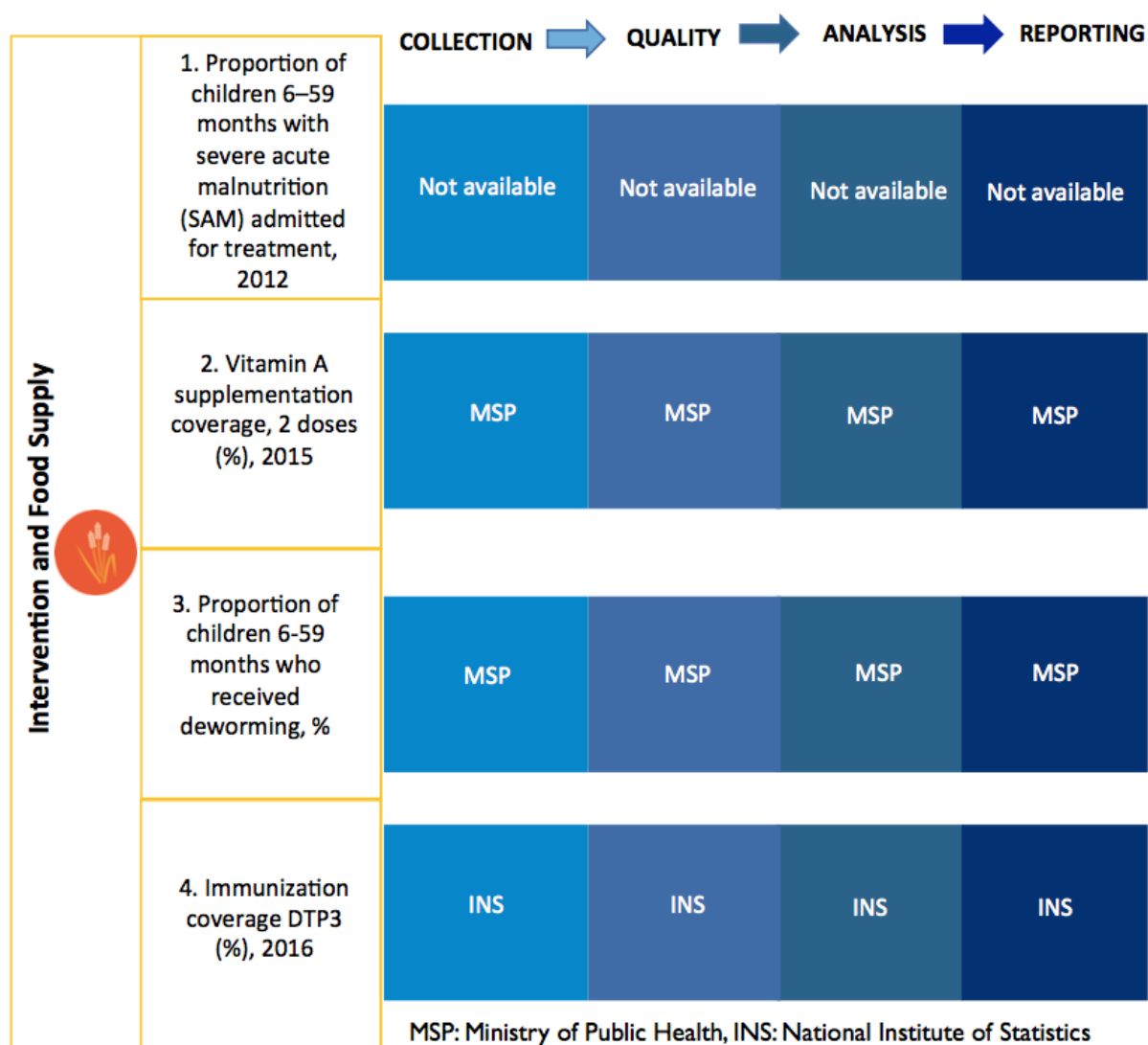
There is currently no provision for collecting data for the ‘Finance-associated indicators’ in the current system in Niger.

		COLLECTION	QUALITY	ANALYSIS	REPORTING
Finance for Nutrition 	1. Budget spending per child U5 for nutrition-specific interventions	Not available	Not available	Not available	Not available
	2. Budget spending per child U5 for nutrition-sensitive interventions	Not available	Not available	Not available	Not available

→ **Gap(s):** There seems to be inadequate capacity from the country’s end required for extracting/ mapping the above indicator-specific information from the existing resources (if at all it is being considered by Niger).

Intervention and Food Supply

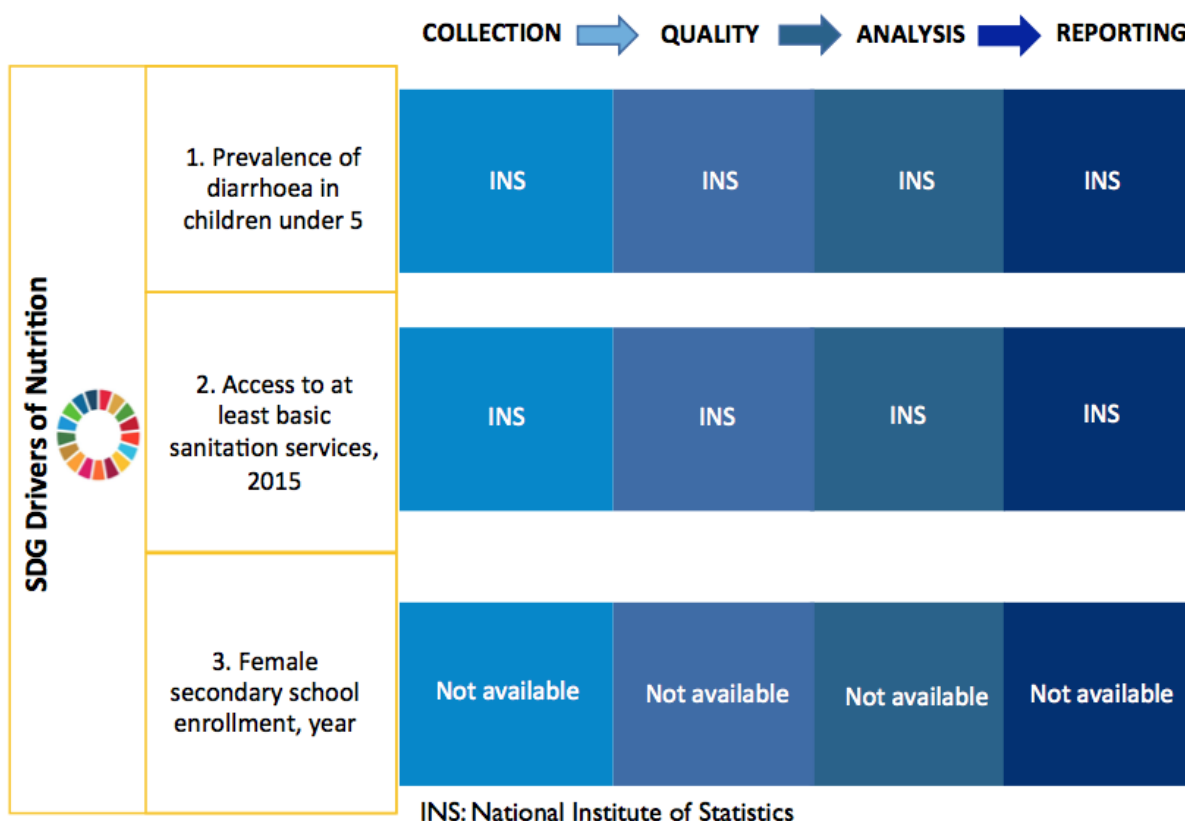
Data for indicator 1 is unavailable. Data for indicators 2 and 3 is collected at a national level and reported on NigerInfo, yearly. The Statistics Directorate, Ministry of Public Health (MSP) is responsible for data collection, storage and reporting for both the indicators. Data for Indicator 4 is collected every 5 years through survey (DHS) by INS and stored on ANADO and reported on NigerInfo. The Directorate of Statistics and Demographic and Social Studies, INS is responsible for data collection, storage and reporting for indicator 4.



➔ **Gap(s):** An IT system is not being used to store data for indicators 2 and 3 prior to reporting these on NigerInfo. A hard-drive is being currently used for storing data prior to reporting. Granularities regarding indicator 1 is unavailable.

SDG Drivers of Nutrition


Data for Indicator 1 gets collected on a national level through survey (DHS) every 5 years, stored on ANADO and reported on NigerInfo. Data for indicator 2 gets collected nationally by DHS survey (every 5 years) and also by Vulnerability survey (yearly), stored on ANADO and reported on NigerInfo. Directorate of Statistics and Demographic and Social Studies of INS is responsible for data collection, storage and reporting for both the indicators. Data for indicator 3 is unavailable.



→ Gap(s): Granularities regarding indicator 3 is unavailable.

Infant and Young Child Feeding Practices and Dietary Intakes


Data for indicator 1 is collected through surveys (DHS, other survey) every 5 years/ yearly, stored on ANADO and reported on NigerInfo. As for indicator 2, data is collected through survey (DHS) every 5 years, stored on ANADO and reported on NigerInfo. Directorate of Statistics and Demographic and Social Studies of INS and Statistics Directorate of MSP is responsible for data collection, storage and reporting for indicator 1 and the former is responsible for the same for indicator 2.



→ Gap(s): None apparent.

Nutrition Status

Data for Indicators 1 and 3 gets collected on a national level through survey (DHS and National nutrition survey for indicator 1 and only through the latter for indicator 3) yearly, stored on ANADO and reported on NigerInfo. Data for indicator 4 gets collected nationally by DHS survey (every 5 years), stored on ANADO and reported on NigerInfo. Surveys and Censuses Branch of INS is responsible for data collection, storage and reporting for indicators 1 and 3, while the Directorate of Statistics and Demographic and Social Studies of INS is responsible for data collection, storage and reporting for indicator 4. Data for indicator 2 is unavailable.

		COLLECTION	QUALITY	ANALYSIS	REPORTING
Nutrition Status 	1. Under-5 stunting prevalence, most recent (%)	INS	INS	INS	INS
	2. Low birthweight prevalence	Not available	Not available	Not available	Not available
	3. Under-5 wasting prevalence, most recent	INS	INS	INS	INS
	4. Anaemia prevalence (haemoglobin <120 g/L) in non-pregnant women (NPW), 2016 estimate	INS	INS	INS	INS


INS: National Institute of Statistics,

➔ **Gap(s):** Granularities regarding indicator 2 is unavailable.

SDG goals that are linked to better nutrition

Data for Indicator 1 gets collected on a national level through survey (Vulnerability survey, QUIBB survey) yearly, stored on ANADO and reported on NigerInfo. Data for indicator 2 gets collected nationally by DHS survey (every 5 years) and also by National nutrition survey (yearly), stored on ANADO and reported on NigerInfo. Surveys and Censuses Branch of INS is responsible for data collection, storage and reporting for indicator 1, while the Directorate of Statistics and Demographic

and Social Studies and Surveys and Censuses Directorate of INS is responsible for data collection, storage and reporting for indicator 2.



→ Gap(s): None apparent.

Section IV: Mapping of the main Stakeholders identified

Office of the High Commissioner for the 3N Initiative (HC/13N)

- ➔ **Description of the Department/Ministry:** Niger's 3N Initiative 'Nigériens Nourishing Nigériens' (First Investment plan implemented between 2012-2015) stems from a strong political will to combat hunger and poverty. It is a large-scale, cross-sectoral initiative that increases livestock, agricultural and forest productivity, while improving the resilience of farmers and herders to climate change and food insecurity. 3N is overseen by a High Commission and with a governance mechanism at municipal and national levels. The Office of the High Commissioner for the 3N Initiative is a mission administration created with the President of the Republic. The first investment plan for the 3N Initiative had ended in 2015 and a new Action Plan (2016-2020) was initiated that intervenes to reinforce the gains of the first Investment Plan, while adapting to the evolutions of the national and international institutional environments.

In the context of the NiPN initiative in Niger, the strategic steering of the NiPN platform will be ensured by the Office of the High Commission for the 3N. The 3N Secretariat is supposed to play a leading role, coordinating between the stakeholders of the different concerned sectors for the effective implementation of the platform. This approach is aligned with that of the National Policy for Nutritional Security and nutritional guidelines of the country as well.

- ➔ **Data Team:** Likely yes, as at the decentralized levels, there are eight regional technical committees responsible for coordinating nutrition interventions.

National Institute of Statistics (INS)

- ➔ **Description of the Department/Ministry:** The National Institute of Statistics (INS) is a Public Institution of an Administrative Character (EPA) under the Ministry of Planning and is the main engine of production, analysis and reporting of national statistics. The INS provides the General Secretariat of the National Statistical Council (CNS) and is the central organ of the National Statistical System (SSN).

In the context of the NiPN initiative, INS is mandated to ensure the effective technical execution of the NiPN project. INS's responsibility will notably include creating and implementing the statistical tool at the heart of the analyses of the platform. INS is mandated to host the NiPN platform and ensure that the necessary relevant data are consolidated in a long-term and up-to-date way in a data warehouse and is accessible to the target audience through the INS website.

- ➔ **Data Team:** Yes as INS hosts five data portals (NigerInfo, ANADO, Open Data of Niger, RENALOC and the Business Directory) that provide online databases. Nutrition data are however only available in the first two.

The Ministry of Public Health (MSP)

- ➔ **Description of the Department/Ministry:** The Ministry of Public Health designs and implements government policies on human health and, as such, is responsible for setting up a health system capable of providing quality care accessible to all in the country.
- ➔ **Data Team:** Yes, as the ministry is in charge of keeping the National Health Information System (SNIS, DHIS2-Niger, which is the official source of health information) up and running.



NiPN

National Information
Platforms for Nutrition

Summary

This report presents the findings for Niger of a study commissioned by the Global Support Facility of the National Information Platforms for Nutrition (NIPN) initiative; to assess the design, processes and practices related to data handling and usage from existing nutrition-related information management systems.

National Information Platforms for Nutrition is an initiative of the European Commission's Directorate General for Cooperation and Development, also supported by the United Kingdom Department for International Development and the Bill & Melinda Gates Foundation.



BILL & MELINDA
GATES foundation

GSF-NIPN

Agropolis International
1000 avenue Agropolis
34394 Montpellier cedex 5
France

www.nipn-nutrition-platforms.org
gsf_nipn@agropolis.fr