



Data for Nutrition Webinar

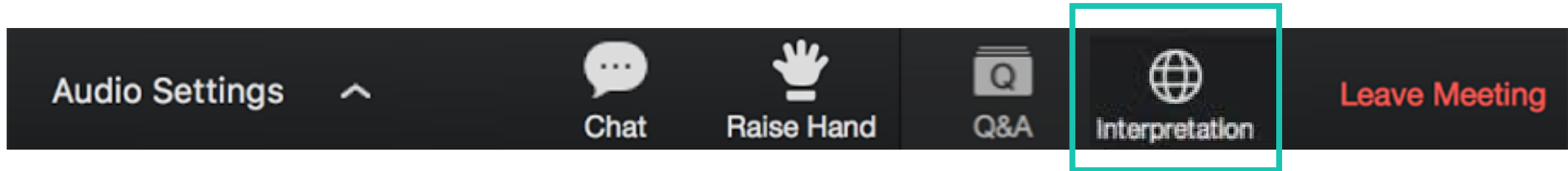
**Strengthening the monitoring of a national multi-
sectoral nutrition plan: Lessons learned from NIPN
Côte d'Ivoire**

Thursday 5th October 2023 | 1500 -1630 CET/ 1600-1730 EAT

Enabling Translation

Translation is available in English, French, and Spanish. To enable translation:

- Select the **interpretation** button

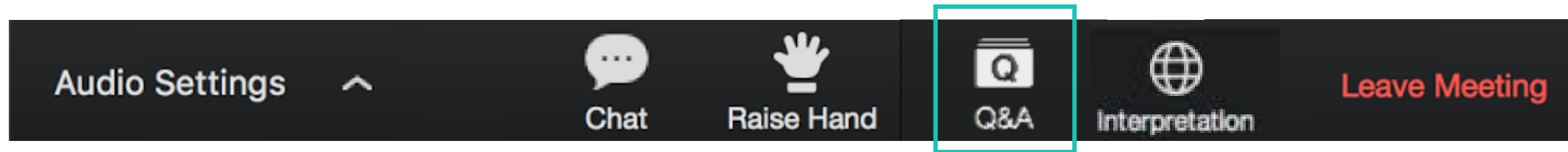


- Choose your preferred language and select “mute original audio”



Before we start

- All participant video & microphones are muted during presentations.
- Use the **Q&A button to submit your questions for the panel.** We will get to as many questions as we can.



- A recording of this webinar will be available on the Data for Nutrition YouTube channel immediately. Presentations and a Q&A summary will be posted in the community in the coming week.



Live Webinar Agenda (1.5 hours)

Speaking Time	Speaker	Presentation
5 min	DfN	Welcome
1 min	Moderator Julien Chalimbaud	Intro
20 min	Faustin N'dri	Overview of case study
5 min	Moderator Julien Chalimbaud	Commentary
10 min	Moderator Julien Chalimbaud	Q&A
7 min	Dr. Patricia N'Goran	Reflections
7 min	Dr. Cisse Moussa Moustapha	Reflections
20 min	Moderator Julien Chalimbaud	Q&A
10 min	Dr Cisse Moussa and Dr. Patricia N'Goran	Closing remarks
5 min	DfN	Closing



Data for Nutrition sponsored Webinar



Data for Nutrition

The Data for Nutrition Community of Practice provides members with opportunities to share knowledge, experience, and questions relevant to strengthening the nutrition data value chain at all levels for the purpose of achieving better nutritional outcomes in low- and middle-income countries.

1061 Members and growing!



Moderator Spotlight



Julien Chalimbaud is a Consultant for C4N-NIPN at Epinut Consulting with 20 years of experience in Food Security and Nutrition Epidemiology

Meet our Featured Speakers



Faustin N'DRI

Coordinator,

*NIPN-Côte d'Ivoire National Information
Platform for Nutrition*



Dr. Cissé Moussa Moustapha

Executive Secretary,


*National Council for Nutrition, Food and
Early Childhood Development (SE-
CONNAPE)*



Dr. Patricia N'Goran

*SUN Focal Point & Coordinator,
National Council for Nutrition, Côte
d'Ivoire*





NiPN

Plateformes Nationales
d'Information pour la Nutrition

STRENGTHENING THE MONITORING OF A NATIONAL MULTI-SECTORAL NUTRITION PLAN: LESSONS LEARNED FROM NIPN CÔTE D'IVOIRE

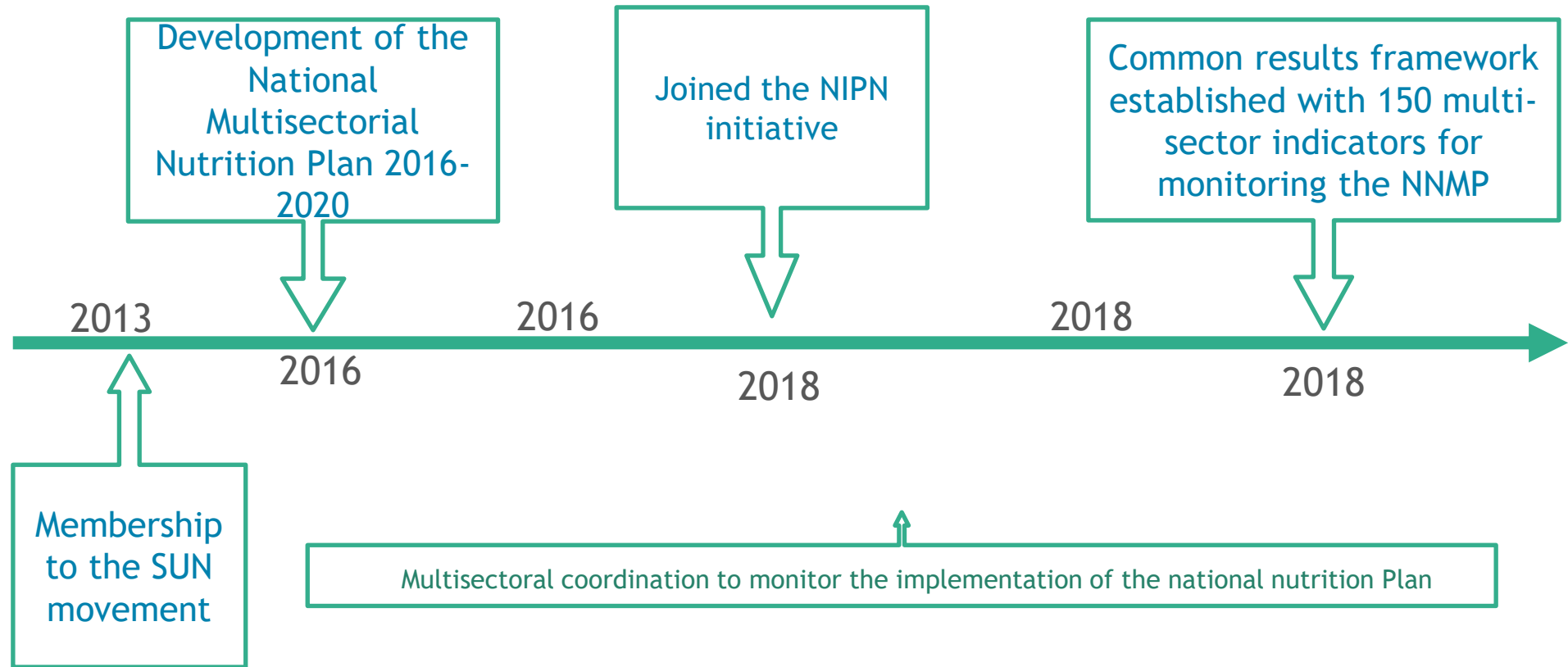
Dr N'DRI Faustin
Head of the National
Information Platform for
Nutrition in Côte d'Ivoire



5 October, 2023



INTRODUCTION (2/3)

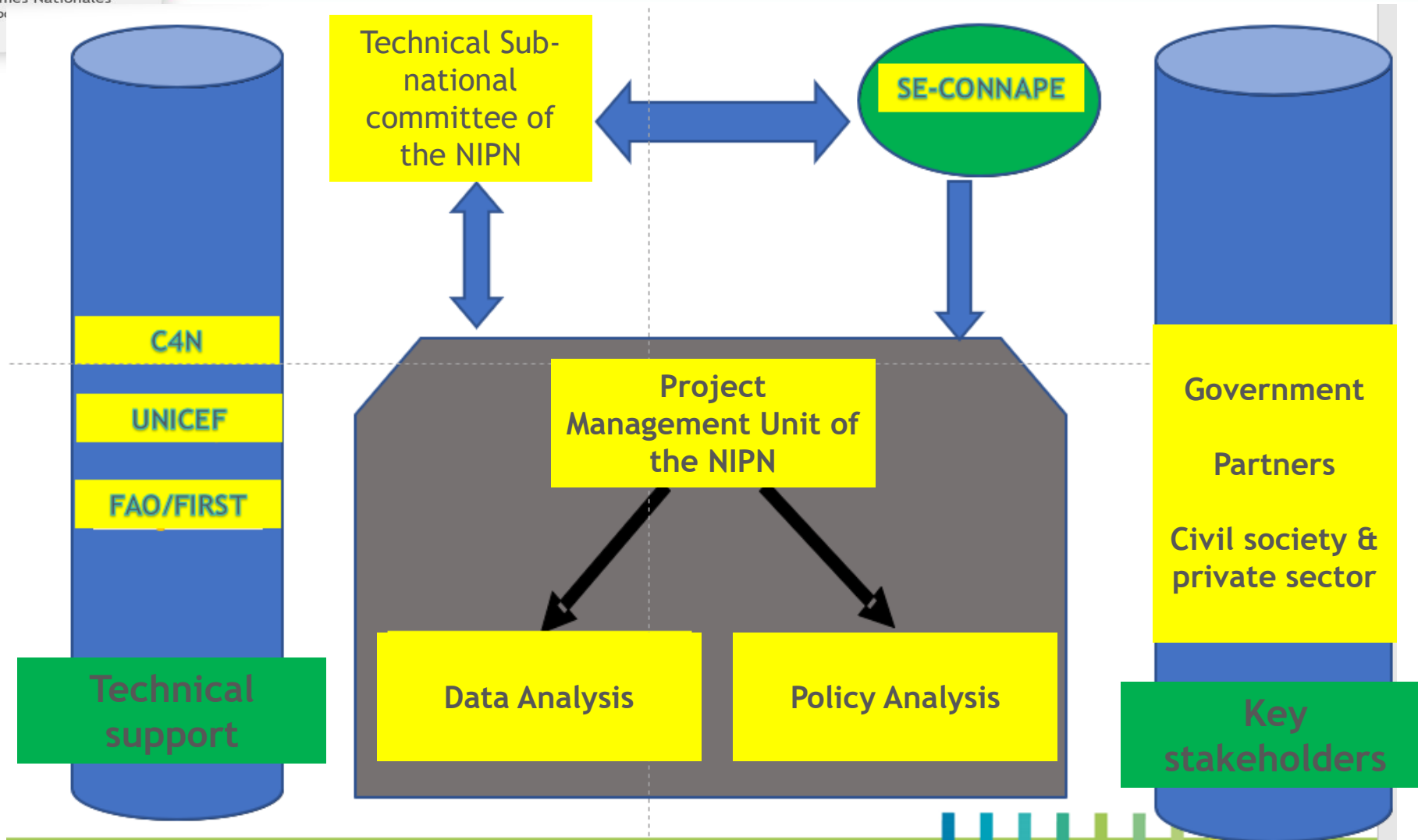


- A **Common Results Framework (CRF)** to monitor the implementation of the National Nutrition Plan was validated in 2018 with a list of 150 multi-sector indicators
- Absence of a **monitoring plan and indicator tracking** not yet effective between 2016 and 2018
- This **study** describes how the NIPN initiative helped drive the **monitoring and evaluation of the National Multisectoral Nutrition Plan** in Côte d'Ivoire



NiPN

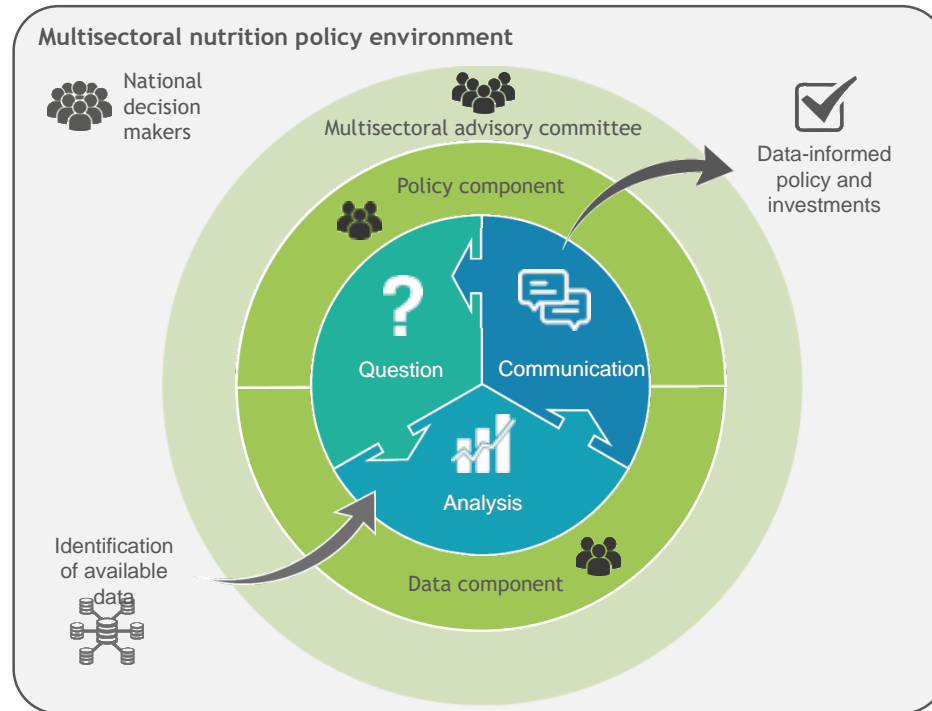
Plateformes Nationales
d'Information p



In addition to domestic resources, NIPN in Côte d'Ivoire is supported by the European Union (UE) & UNICEF with technical support from C4N

A three-step process

1. **Question** **formulation** related to government nutrition priorities;
2. **Data analysis** to inform the questions;
3. **Communication of results** to targeted decision-makers.



- 2018: PNIN Côte d'Ivoire was launched in collaboration with the sectoral nutrition focal points of the 13 ministries involved in the National Multisector Nutrition Plan;
- 2019: A nutrition-related data mapping exercise is conducted;
- 2019: A specific descriptive analysis to confirm the availability of the 150 indicators in the relevant ministries' Monitoring and evaluation systems is carried out (SE-CONNAPE and PNMIN);
- A centralization tool has been set up to strengthen the monitoring of indicators integrated in the National Nutrition Plan.

The 2016-2020 National Nutrition Plan includes **seven strategic areas**:

- **Strategic area 1**: Promotion of nutritional practices and preventive measures
- **Strategic area 2**: Treatment of malnutrition
- **Strategic area 3**: Availability and access to nutritional and diversified foods
- **Strategic area 4**: Food safety
- **Strategic area 5**: Resilience to food and nutrition crises
- **Strategic area 6**: Hygiene, access to drinking water and sanitation
- **Strategic area 7**: Enabling environment and governance

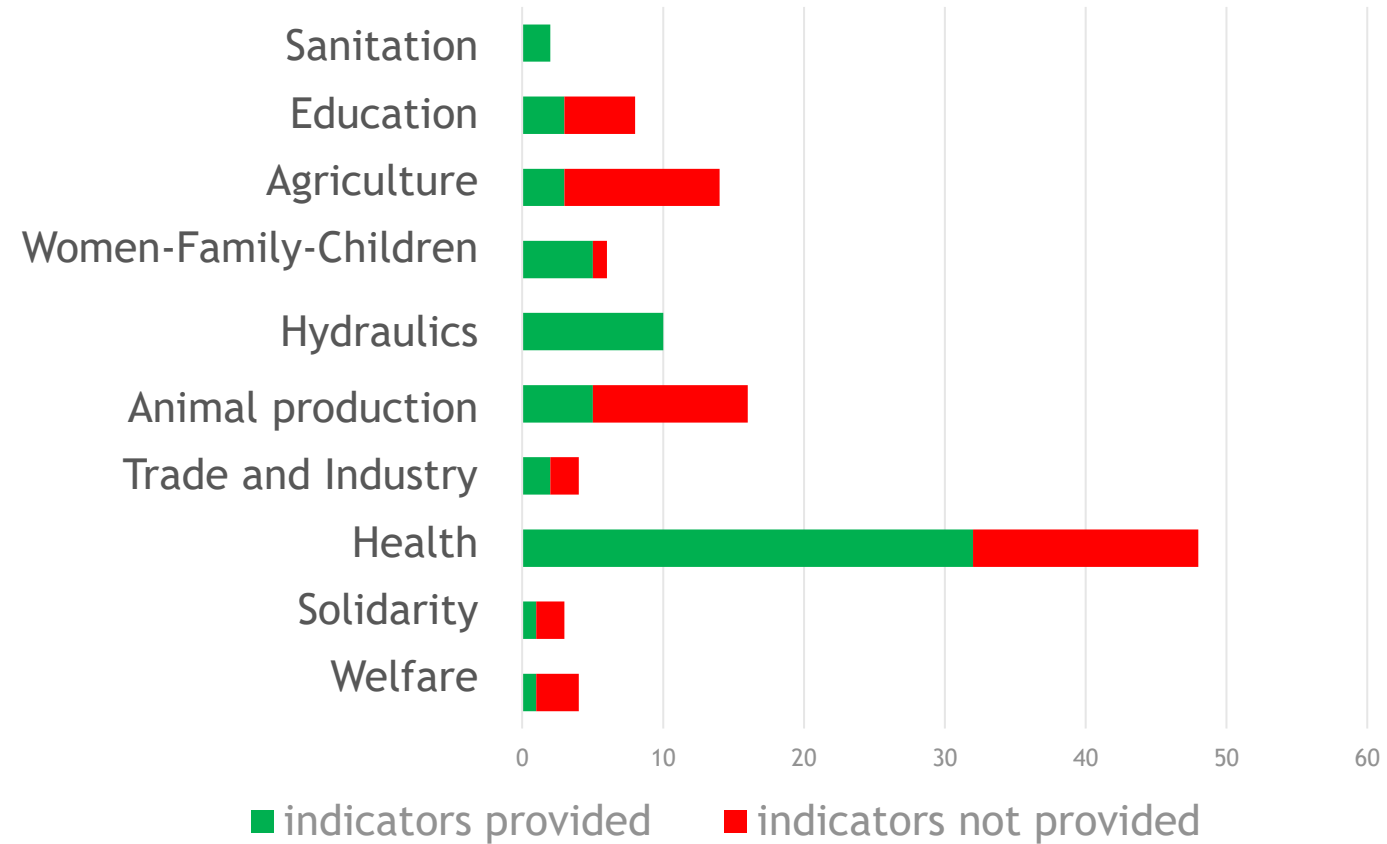
- **Overarching goal**
 - Improve the monitoring of the National Multisectoral Nutrition Plan
- **Specific objectives**
 - Confirm that indicators are multisectoral
 - Check the availability of selected indicators
 - Agree on recommendations

- **Step one:**
 - Literature review;
 - Interviews with departmental key informants;
 - Comparison of the indicators with those collected by the contributing sectors.
- **Step two:**
 - Data collection and harmonization workshop.

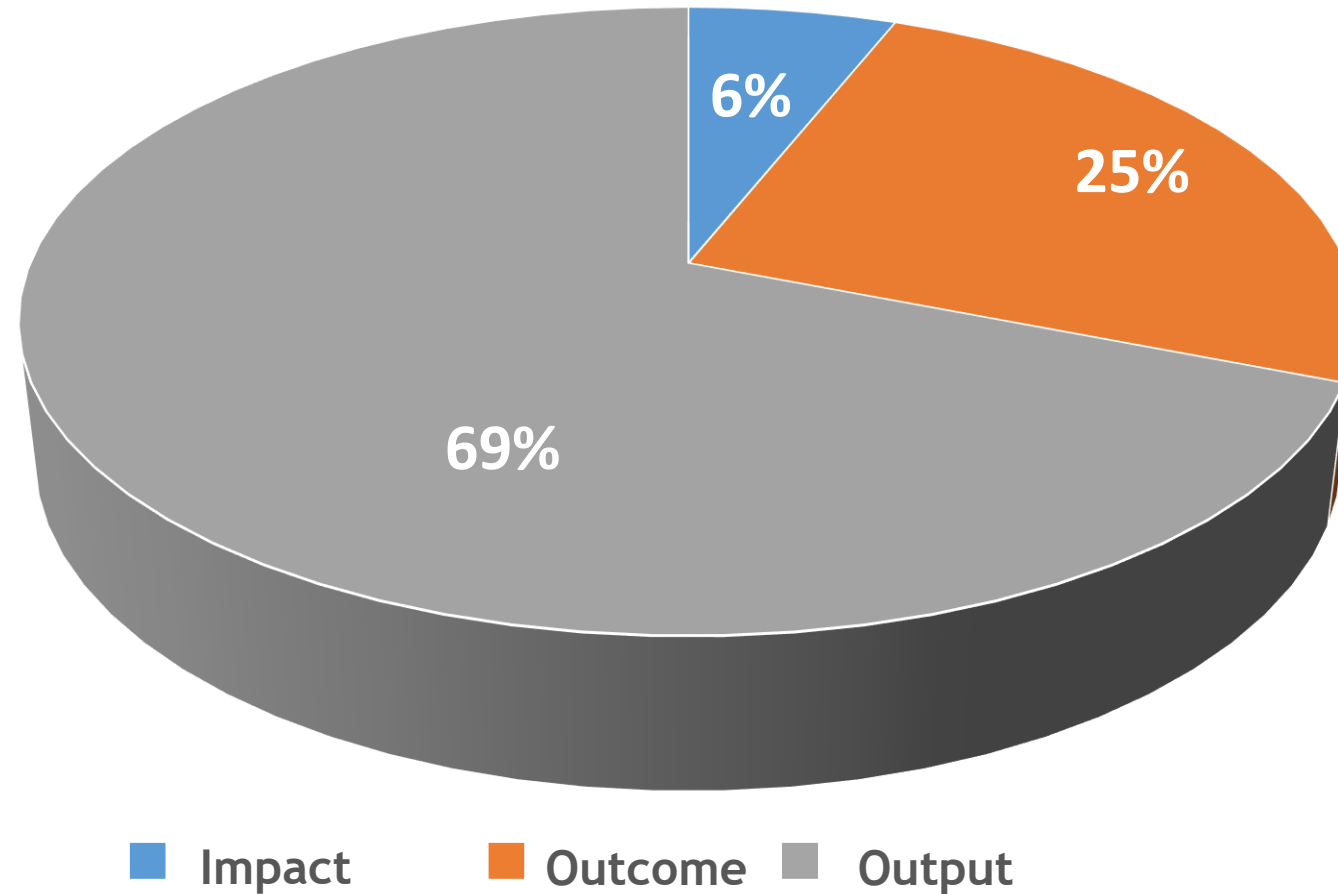
- **IMMEDIATE CAUSES OF MALNUTRITION:**
 - No morbidity indicators for children aged 0 to 5.
 - Example: prevalence of malaria and incidence of diarrhoea;
- **UNDERLYING CAUSES OF MALNUTRITION:**
 - No indicators on access to and coverage of maternal and child healthcare.
 - Example: ANC coverage rate, and education level indicators;
- **ROOT CAUSES OF MALNUTRITION:**
 - No indicators on household poverty levels.



AVAILABILITY OF NATIONAL NUTRITION PLAN INDICATORS IN THE COMMON RESULTS FRAMEWORK BY SECTOR



RESULT 2: % OF CRF INDICATORS AVAILABLE BY TYPE OF RESULT



RESULT 3: DATA SOURCE

Data source	Frequency
MICS	4-5 years
Demographic Health Survey (DHS)	4-5 years
DHS-MICS	4-5 years
Food security survey	Semi-annual
SMART	Annual
RASE (External Services Activity Report)	Annual
Periodic surveys to be conducted	Annual
Activity/evaluation reports from sector ministries/SE-CONNAPE	Annual
Report on the harmonized framework for analysing the vulnerability of high-risk areas	Semi-annual

RESULT 3: DATA SOURCE

Source	Frequency	Number of indicators	Percentage (%)
EDS CI- MICS	4-5 years	3	6%
Other surveys	variables	22	43%
Activity report or evaluation report	Annual / variable	26	51%
Total		51	100

RESULT 4: CAUSES RELATED TO FAILURE TO ADVISE ON INDICATORS

- Indicators not included in ministry monitoring and evaluation systems;
- No common definition of key words/ No glossary (ex: “community”, “improved”);
- Activity not performed;
- Insufficient resources to carry out surveys for a number of indicators;
- Sectors’ players failed to own existing indicators.

RESULT 4: CONSEQUENCES OF NOT PROVIDING INFORMATION ON INDICATORS ON THE QUALITY OF CRF MONITORING

Strategic focus	Number of indicators / strategic strand	Number of indicators not filled in	Frequency of non-informed indicators
Impact	11	3	27
Strategic area 1: Promotion of nutritional practices and preventive measures	26	12	46
Strategic area 2: Treatment of malnutrition	13	3	23
Strategic area 3: Availability and access to nutritional and diversified foods	11	7	63
Strategic area 4: Food safety	34	18	52
Strategic area 5: Resilience to food and nutrition crises	10	5	50
Strategic area 6: Hygiene, access to drinking water and sanitation	17	3	17
Strategic area 7: Enabling environment and governance	28	0	0



- Removal of some non-informative indicators from the CCSE;
- Reformulation/replacement of some indicators;
- Advocacy for ownership and funding of data collection;
- Addition of new relevant indicators.

SE-CONNAPE

- Incorporate CCSE indicators into sectoral information and monitoring-evaluation systems;
- Prioritise sectoral indicators already available in future common monitoring and evaluation frameworks;
- Set up a collection mechanism for the new indicators.

MINISTRIES

- Incorporate CCSE indicators into their monitoring and evaluation systems.




- Give priority to indicators that are regularly monitored in the sectors when selecting indicators for the common monitoring and evaluation framework of a national multi-sector plan;
- For newly formulated indicators, put in place a mechanism for collecting data.

THANKS TO OUR PARTNERS!



Implemented by




Visit our website:

www.pnmin.gouv.ci

Download the case study:

<https://www.nipn-nutrition-platforms.org/Strengthening-the-monitoring-of-a-national-multisectoral-nutrition-plan>



NiPN

Plateformes Nationales
d'Information pour la Nutrition

STRENGTHENING THE MONITORING OF A NATIONAL MULTI-SECTORAL NUTRITION PLAN: LESSONS LEARNED FROM NIPN CÔTE D'IVOIRE

- Dr N'Goran Patricia
- Coordinator of the National Council for
Nutrition, Food and Early child development
(CONNAPE)

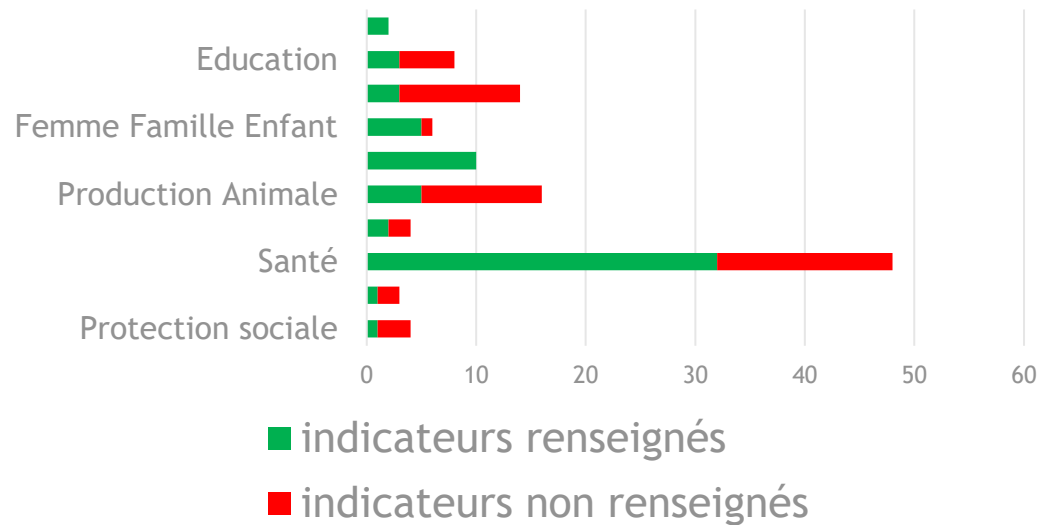
05 october 2023



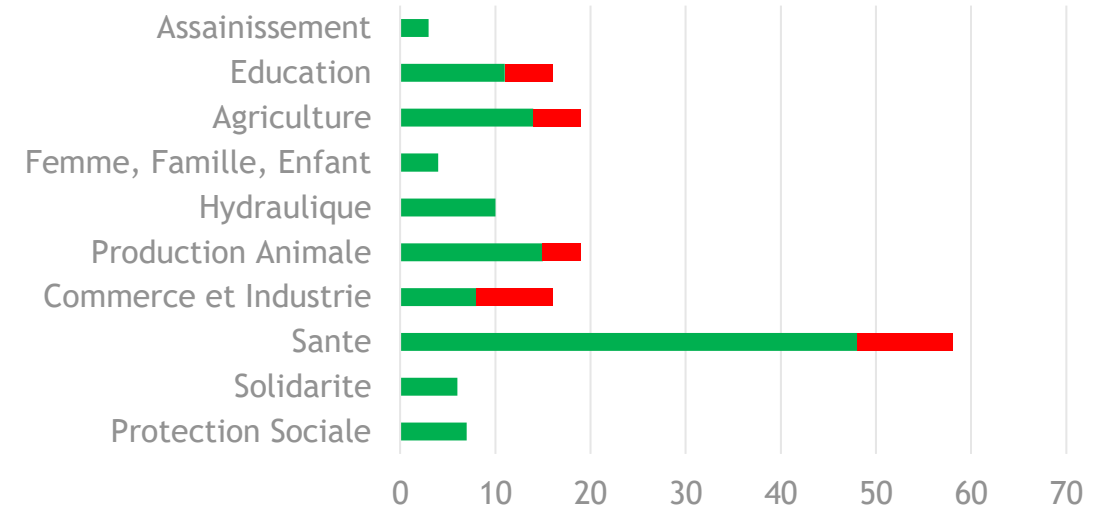
NIPN'S ADDED VALUE

- Improving the mechanism for collecting and processing sectoral data related to Nutrition, Food and ECD;
- Availability of quality data for better policies and strategies;
- Availability of a solid database & evidence for advocacy and budget/funding gap tracking;
- Strengthened synergy of action between sectors (*the multisectoral approach*);
- **A functional NIPN reflects sectoral ownership**
-

AVAILABILITY OF INDICATORS OF THE COMMON RESULTS FRAMEWORK



**National Multisectoral
Nutrition Plan 2016-2020**



**National Multisectoral
Nutrition Plan 2023-2025**

USE OF NIPN FOR THE NEW NATIONAL NUTRITION PLAN 2023-2026

- The strengths and challenges of the NIPN provide an opportunity for the new National Nutrition Plan and planning cycle 2023-2026;
- This new National Nutrition Plan 2023-2026 aims to consolidate the achievements of the previous plan and to efficiently address residual and emerging challenges;
- Use of a compendium of indicators;
- The Common Results Framework (CRF) involves 10 main sectors - members of the CONNAPE;
- Greater sectoral responsibility and accountability through the formulation of sectoral objectives and indicators, especially the institutionalization of nutrition in relevant sectors;
- Use of the LiST tool to define priority intervention packages to be implemented;
- Use of the Optima tool for the cost-efficiency of the action through projected scenarii & packages of interventions;
- Compliance with sectoral indicators (impact, outcome and output levels) in the National Development Plan 2021-2025.


CHALLENGES AND WAY FORWARD

- Strengthening linkages between the NIPN and the Nutrition information system project (NIS);
- Sharing of data analysis (NIPN's results) with CONNAPE for validation and with decision-making bodies (TC and DC) for ownership;
- Monitoring of Nutrition for Growth (N4G) commitments;
- Strengthening the mechanism for tracking expenditure - beyond budget analysis;
- State contribution of 15% of the overall cost of the National Multisectoral Nutrition Plan (NMNP), including 4% devoted to data (N4G Commitment);
- Contribution of the NIPN to the definition of a package of nutrition-sensitive interventions and a funding target.

THANKS TO OUR PARTNERS!



Implemented by



Visit our website:

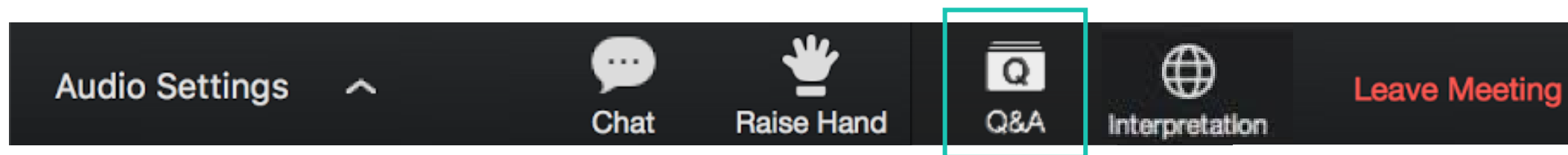
www.pnmin.gouv.ci

Download the case study:

<https://www.nipn-nutrition-platforms.org/Strengthening-the-monitoring-of-a-national-multisectoral-nutrition-plan>

Question & Answer

Please use the **Q&A** button to submit questions to our speakers. If possible, please direct your question to a specific speaker.



Answers to all questions will be shared in the written Q&A Summary which will be shared in the DfN community in the coming weeks.



Questions for speakers

1. Qu'est ce qui a été le plus surprenant quand vous avez commencé la comparaison des 150 indicateurs définis par le PNMN et ceux effectivement collectés par les différents secteurs ?
2. Comment avez-vous amené les secteurs à être redevables pour ces indicateurs ?
3. Quel logiciel utilisez-vous pour centraliser les 150 indicateurs et les analyser?
4. Quelle est la suite de ce travail ? comment améliorer davantage le plan de monitoring du PNMN ?



Thank you for participating

We would like to send a special thank you to our moderator & speakers, Faustin, Dr. Cissé Moussa and Dr. N'Goran!

A recording of the webinar is available now on the Data for Nutrition YouTube Channel. Copies of presentations and summary of the Q&A will be shared on the Webinars group page in the coming weeks.

Thank you for joining today's webinar. We hope you enjoyed it!

