



german
cooperation
DEUTSCHE ZUSAMMENARBEIT

Implemented by
giz Deutsche Gesellschaft
für Internationale
Zusammenarbeit (GIZ) GmbH



NIPN

National Information
Platforms for Nutrition

NIPN Phase II: Revision of Common Results Framework

C4N-NIPN Global Support Team
Perrine Geniez, Ingo Neu, Melissa Scott


28 July 2021, 9.30 - 11.30 (CET)



- Please turn off your microphone and camera.
- Please ask questions using the chat box.
- When speaking or sending a chat message, please identify yourself.

We would like to remind you that this session will be recorded and uploaded on the NIPN Website

TIME	ITEMS
09.30-9.40	Introduction and Instructions
09.40-10.05	Presentation of CRF (Up to Output II)
10.05-10.25	Discussion Output I & II (sub-groups)
10.25-10.35	Presentation of Outputs III & IV
10.35-10.55	Discussion Outputs III & IV(sub-groups)
10.55-11.20	Rapporteurs Feedback + General Discussion
11.20-11.30	Final Remarks and Conclusion

- In the chat box you will see the list of countries participating today
- Click on like  to select your country of belonging
- Throughout the course of the presentation you will be split up in two groups: one will stay on the main floor and one will be automatically sent to a second breakout room
- This process will happen twice during the presentation
- In the discussion groups, each country team will assign a rapporteur who will feedback in the final plenary session

- Present the new Common Results Framework for Phase II
- Delve into attribution Sphere of NIPN
- Understand the implications of the revised CRF at the country level
- Equip country teams so they are better prepared for the design of their country packages.

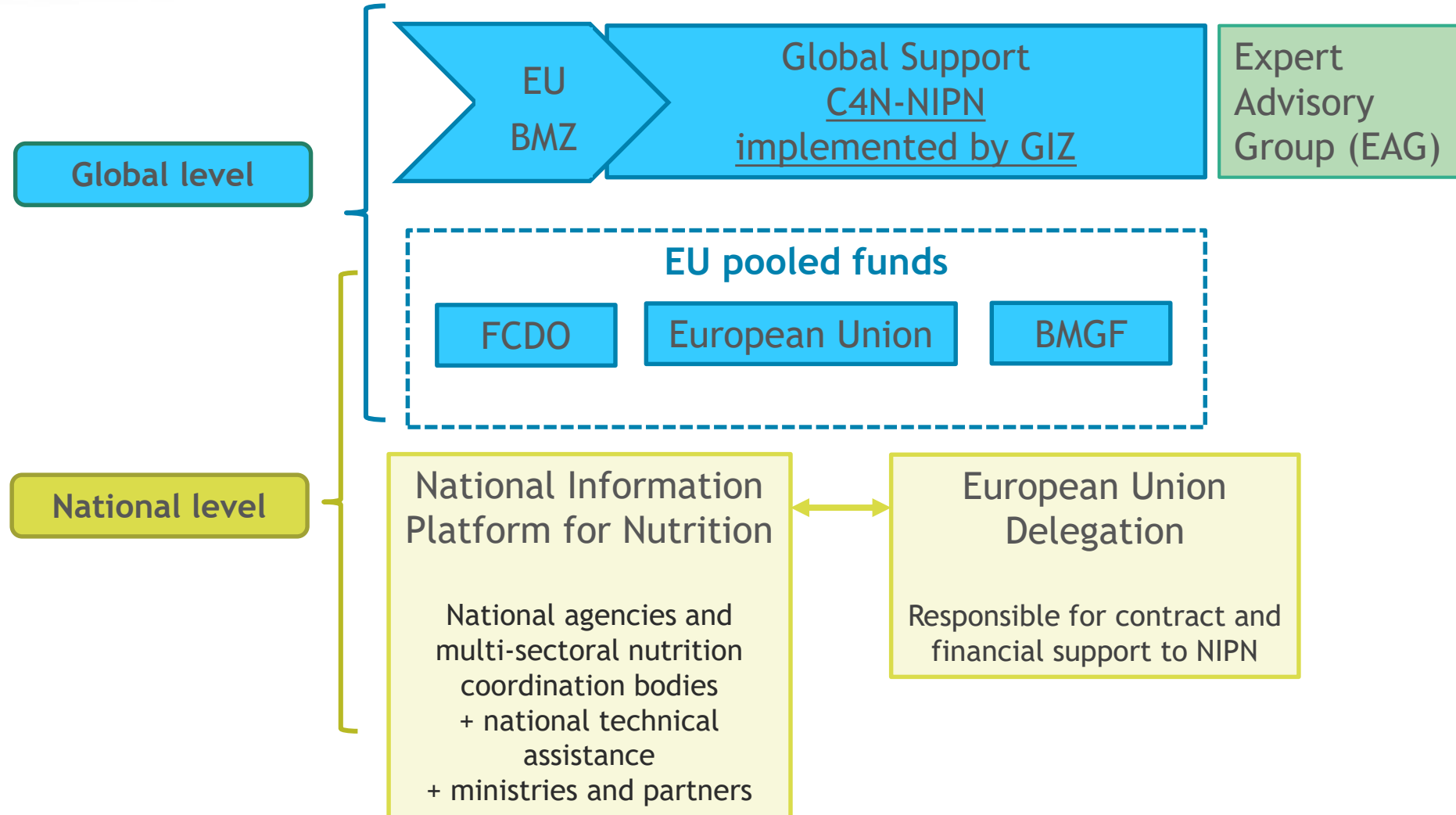
- Brief revision of NIPN Phase I Logframe
- Implementation Set - Up: Phase I & II
- Overview of NIPN Phase II Logframe
- Results Indicators: shaping country packages
- General Discussion
- Conclusion

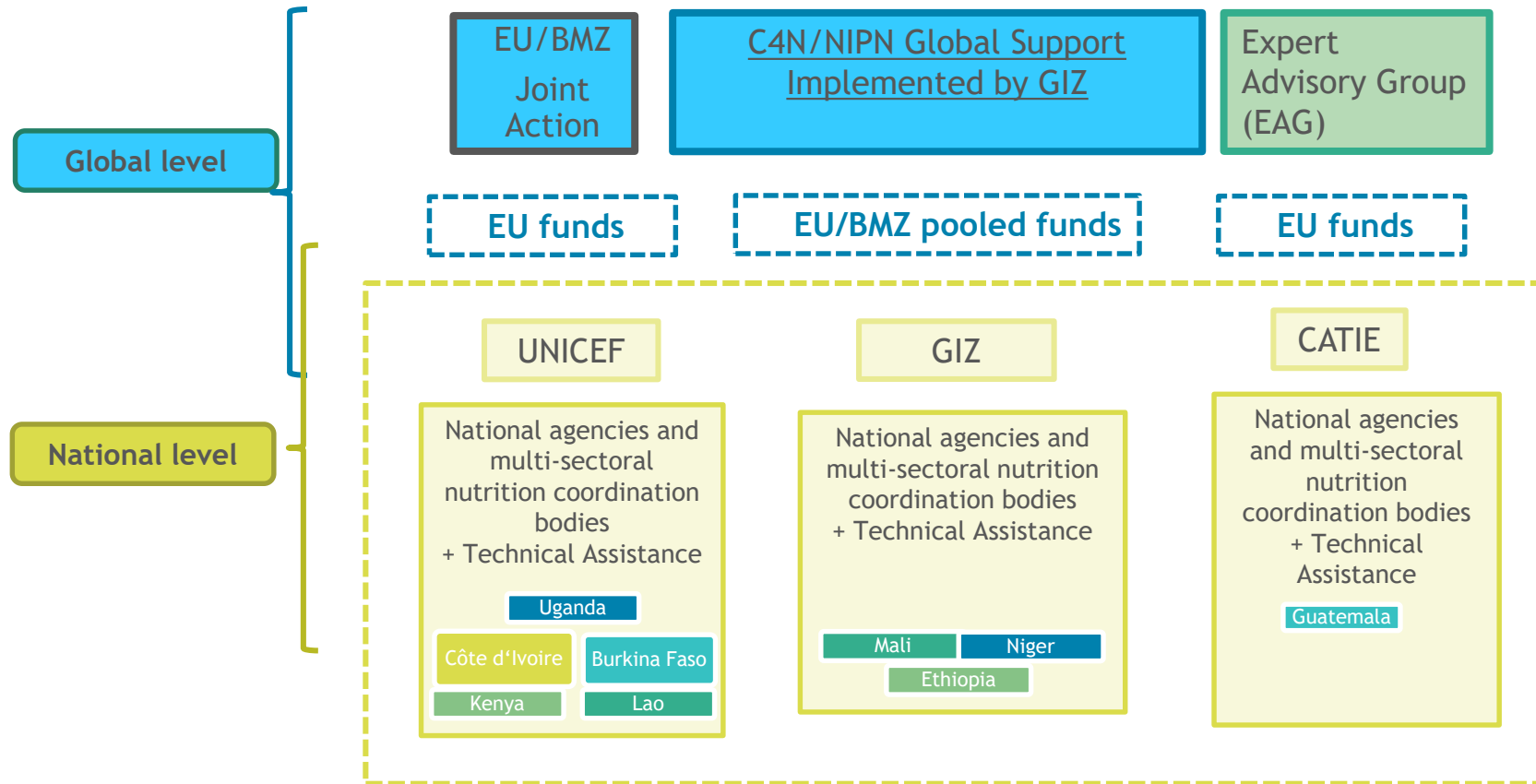
Overall Objective :

To contribute to the global reduction of stunting (chronic undernutrition) in alignment with the World Health Assembly 2025 targets

<p>Specific Objectives (Outcomes)</p>	<p>Strengthened capacities in 8+ high-burden countries to monitor progress towards undernutrition reduction, and implement more cost - effective and evidence based policies</p> <p>Technical assistance to countries to set up NIPN global dialogue and coordination on nutrition information is strengthened</p>
<p>Results</p>	<p>R1: Create capacity within national institutions to operate and maintain the NIPN</p> <p>R2: Strengthen capacity to track progress in meeting national objectives to prevent undernutrition and monitor nutrition investments</p> <p>R3: Build the capacity of government staff to make better use of evidence and data to design and implement nutrition-related policies and programmes</p> <p>R4: GSF coordinates the NIPN initiative and hosts and organizes an effective Expert Group to oversee comprehensive nutrition information planning, in close collaboration with SUN, GNR, TEAM</p>

Phase I : Implementation Set - UP





- NIPN Phase Funding II:
 - Different implementation set -up but donors' ambition (EU/BMZ) remains for NIPN to be one common initiative
 - Focus moved from establishing NIPN for the first time to institutionalizing the initiative →
 - Ownership, Institutionalization, Sustainability of NIPN in the long-term
- EU tasked Implementing Partners (CATIE, GIZ, UNICEF) to develop a common results framework to contract the funds.
- Coordinated process at global level (March to June) leading to an agreed CRF for Phase II among IPs.
 - CRF validated by EU (June): it will serve to all IP's contracts
 - CRF set the new overarching framework for elaboration of Phase II country packages

NIPN Phase II : Logframe

Overall Objective (Impact)

To enhance maternal and child nutrition in line with the commitments and strategic priorities of the European Commission and Sustainable Development Goals (SDGs), specifically SDG 2.2: to end all forms of malnutrition by 2030

(DCI N4D)

Indicator 1

Prevalence of stunting among children under 5 years of age by sex

Indicator 2

Prevalence of wasting among children under 5 years of age by sex

Indicator 3

Prevalence of overweight children under 5 years

Indicator 4

Prevalence of anaemia in women of reproductive age (disaggregated by wealth)

Specific Objective (Outcome)

Evidence-based nutrition governance in NIPN partner countries is strengthened

Indicator 1

9 partner countries have used information and analysis coming out of NIPN processes for decision making at policy, programme or investment level in nutrition related sectors

Indicator 2

9 partner countries have improved the monitoring and analysis of nutrition specific and sensitive inputs, outputs, outcomes and impacts for nutrition and food security at national and sub-national levels

Output 1

(Technical enhancement):
National institutions provide relevant nutrition information and analysis required for policy decisions

Output 2

(Policy enhancement):
Decision makers increasingly demand for NIPN outputs that support decision making at policy level

Output 3

(Ownership Enhancement)
All countries have strengthened their ownership of NIPN

Output 4

(Global Approach)
Global NIPN approach/learning experiences are disseminated

NIPN sphere of influence/responsibility

Specific Objective (Outcome)

Evidence-based nutrition governance in NIPN partner countries is strengthened

Indicator 1

9 partner countries have used information and analysis coming out of NIPN processes for decision making at policy, programme or investment level in nutrition related sectors

Indicator 2

9 partner countries have improved the monitoring and analysis of nutrition specific and sensitive inputs, outputs, outcomes and impacts for nutrition and food security at national and sub-national levels

NIPN sphere of influence/responsibility

Overall Objective (Impact)

To enhance maternal and child nutrition in line with the commitments and strategic priorities of the European Commission and Sustainable Development Goals (SDGs), specifically SDG 2.2: to end all forms of malnutrition by 2030

(DCI N4D)

Indicator 1

Prevalence of stunting among children under 5 years of age by sex

Indicator 2

Prevalence of wasting among children under 5 years of age by sex

Indicator 3

Prevalence of overweight children under 5 years

Indicator 4

Prevalence of anaemia in women of reproductive age (disaggregated by wealth)

Specific Objective (Outcome)

Evidence-based nutrition governance in NIPN partner countries is strengthened

Indicator 1

9 partner countries have used information and analysis coming out of NIPN processes for decision making at policy, programme or investment level in nutrition related sectors

Indicator 2

9 partner countries have improved the monitoring and analysis of nutrition specific and sensitive inputs, outputs, outcomes and impacts for nutrition and food security at national and sub-national levels

Output 1

(Technical enhancement):
National institutions provide relevant nutrition information and analysis required for policy decisions

Output 2

(Policy enhancement):
Decision makers increasingly demand for NIPN outputs that support decision making at policy level

Output 3

(Ownership Enhancement)
All countries have strengthened their ownership of NIPN

Output 4

(Global Approach)
Global NIPN approach/learning experiences are disseminated

NIPN sphere of influence/responsibility

Country Sphere

Technical Enhancement

- National institutions provide relevant nutrition information and analysis required for policy decisions

Political Enhancement

- Decision makers increasingly demand for NIPN outputs that support decision making at policy level

Ownerships Enhancement

- All countries have strengthened their ownership of NIPN

Global Support Sphere

Global Approach

- Global NIPN approach/learning experiences are disseminated

Technical Enhancement:

National institutions provide relevant nutrition information and analysis required for policy decisions

N.	Indicators
1.1	In each of the 9 NIPN countries, the national multisectoral Data Analysis Unit annually produces 1 report with policy recommendations based on the analysis of the data
1.2	Nutrition stakeholders of nutrition relevant sectors in 9 partner countries have passed through two full operational NIPN cycles (of question formulation, analysis of data to and communication of the findings to government)
1.3	180 nutrition stakeholders (30% women, 25% youths) of different sectors have been trained on data analysis, interpretation, communication and other capacities required for NIPN processes

Political Enhancement:

Decision makers increasingly demand for NIPN outputs that support decision making at policy level

N.	Indicators
2.1	In each of the 9 NIPN countries, the (Multisectoral) Nutrition and Food Security Policy/Planning Platform discusses NIPN reports with recommendations in one event/year
2.2	The number of questions submitted to NIPN by nutrition stakeholders of different sectors has increased by 30%

Group Discussions: Results 1 & 2

Ownership Enhancement:

All countries have strengthened their ownership of NIPN

N.	Indicators
3.1	In all 9 NIPN countries, a sustainability plan has been elaborated
3.2	70% of the NIPN Advisory Committee (AC) members attend 1 AC meeting/year
3.3	National institutions have enhanced advocacy and acquisition activities for NIPN external and internal funding

Result 4

Global Approach:

Global NIPN approach/learning experiences are disseminated

N.	Indicators
4.1	Each of the 9 NIPN partner countries provides one lessons learnt input at the annual lessons learnt event
4.2	NIPN lessons learnt/outcomes presented in 3 global nutrition relevant events (e.g. SUN)
4.3	10 knowledge management resources (e.g. case studies, newsletters) presenting NIPN lessons learnt to global nutrition stakeholders have been disseminated
4.4	NIPN global support provides regular overall NIPN progress information (quarterly monitoring summary and annual NIPN report) to F3

Group Discussions: Results 3 &4

General Discussions



Conclusions

