



STRENGTHENING NUTRITION DATA & COORDINATION IN LAO PDR




BEFORE NIPN

- Siloed and fragmented data
- Weak coordination structures across sectors
- Limited data analysis capacity
- Non-multisectoral database
- Limited use of data




NIPN CONTRIBUTION

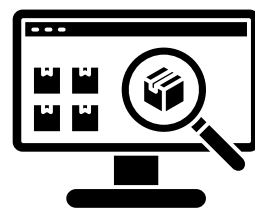
CAPACITY STRENGTHENING



MULTISECTORAL COORDINATION



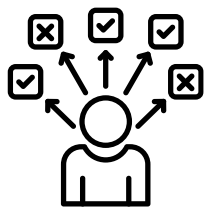
MULTISECTORAL INFORMATION SYSTEM & AI



EVIDENCE GENERATION & USE



INFORMED DECISION MAKING




National Socioeconomic Development Plan

N4G Summit on Data, Research, Innovation & AI


National Plan of Action on Nutrition (NPAN)

National Nutrition Committee



NIPN SUPPORTS

SUSTAINING THE GAINS



- Preparation of NIPN package: from data analysis to budget planning & policy formulation, all in one
- Sustaining financial resources for NIPN
- Partnership with WFP

4 pillars for sustainability, accountability and ownership

1. Institutionalize
2. Capacity strengthening & evidence generation
3. NIPN website & dashboards
4. Dissemination & advocacy

SALAVAN SPOTLIGHT

Success story at provincial level

Leadership • Capacity • Evidence



NIPN Project Management Committee

- Chaired by: Director General, Provincial Department of Planning and Investment (DPI)
- Vice-chair: Deputy Director General, Provincial Department of Health (DOH)
- Committee: Deputy Director General, Provincial Department of Education and Sports (DoES); Deputy Director General, Provincial Department of Agriculture and Forestry (DAF)

Technical Committee

- Chaired by: Deputy Director General, DPI
- Vice-chair: Head of International Cooperation Section, DPI
- Committee: Head of Statistic Bureau, DPI; Deputy Head of Hygiene and Health Promotion Section, DOH; Deputy Head of Statistic and Planning Section, DoES; Deputy Head of Planning and Finance Cabinet Office, DAF; Staff responsible for nutrition programs from the 4 departments

NIPN Provincial Secretariate Committee

- Chaired by: Deputy Director General, DPI
- Vice-chair: Head of International Cooperation Section, DPI
- Committee: Deputy Head of International Cooperation Section, DPI

2022 Nutrition Data Analysis Report and Action Plan

Table III Key Indicators

Province	ANC early registration	ANC 1st coverage	ANC 2nd coverage	Low Birth Weight	Early initiation of breastfeeding	Exclusive breastfeeding rate	Vitamin A supplementation	Iron supplementation	SAR Prevalence	Children with diarrhea treated with ORS and Zinc
1401 Salavan	22%	34%	19%	14%	85%	85%	85%	85%	2%	8%
1402 Xieng	22%	8%	10%	11%	85%	85%	85%	85%	3%	8%
1403 Toumouan	24%	8%	48%	7%	85%	85%	85%	85%	1%	2%
1404 Louangphong	38%	68%	48%	2%	85%	85%	85%	85%	8.1%	2%
1405 Xieng	22%	2%	8%	3%	82%	82%	85%	85%	8.8%	3%
1406 Phongsavan	26%	88%	28%	2%	84%	82%	75%	84%	2.4%	2%
1407 Louang	32%	8%	11%	8%	85%	85%	85%	85%	3%	8%
1408 Boumeang	25%	34%	27%	10%	85%	87%	84%	84%	5.2%	1%
Overall Total	28%	38%	18%	8%	85%	85%	85%	85%	3%	6%
2022 target	38%	88%	18%	8%	85%	85%	85%	85%	1%	8%

Note: The data of indicators above are extracted from the DHS27 from January to December 2024.