



NiPN
National Information
Platforms for Nutrition

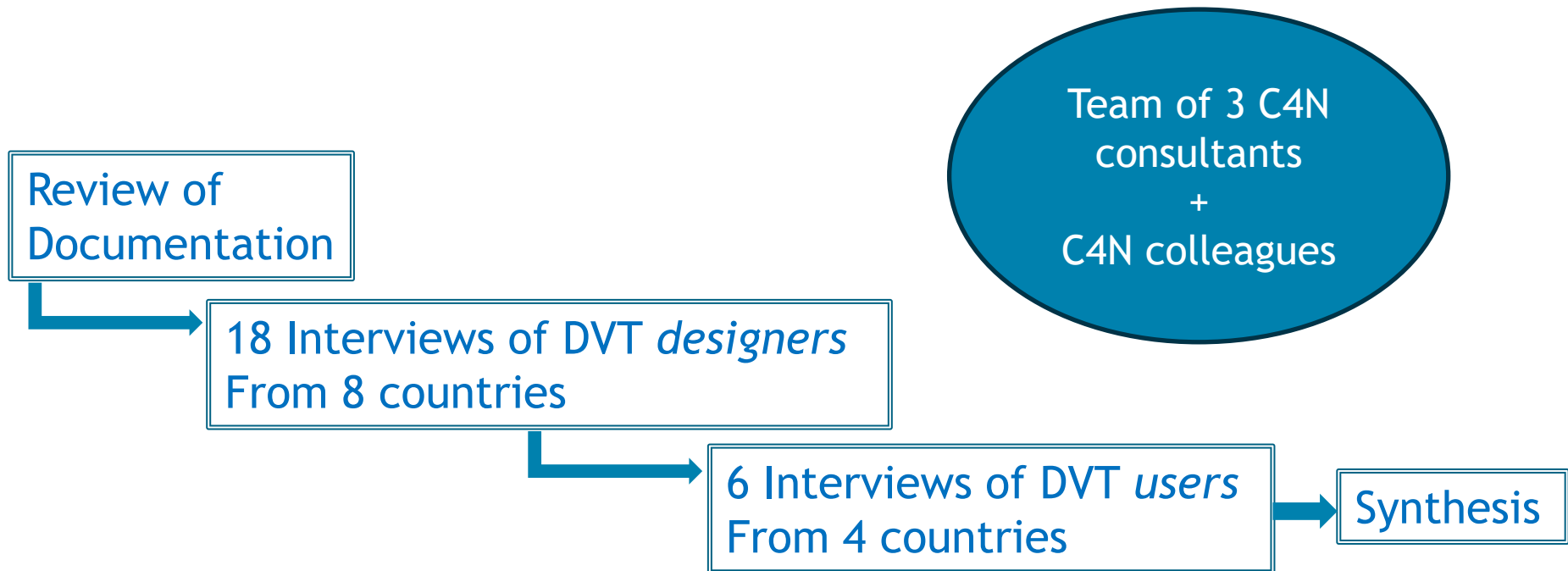
Data Visualisation Tools (DVT)

- Presentation
- Video
- Q&A
- Wrap Up

Lusaka, Sept 2025



What is the NIPN experience regarding Nutrition Data Visualisation Tools (DVT) ?





Switch to Mentimeter

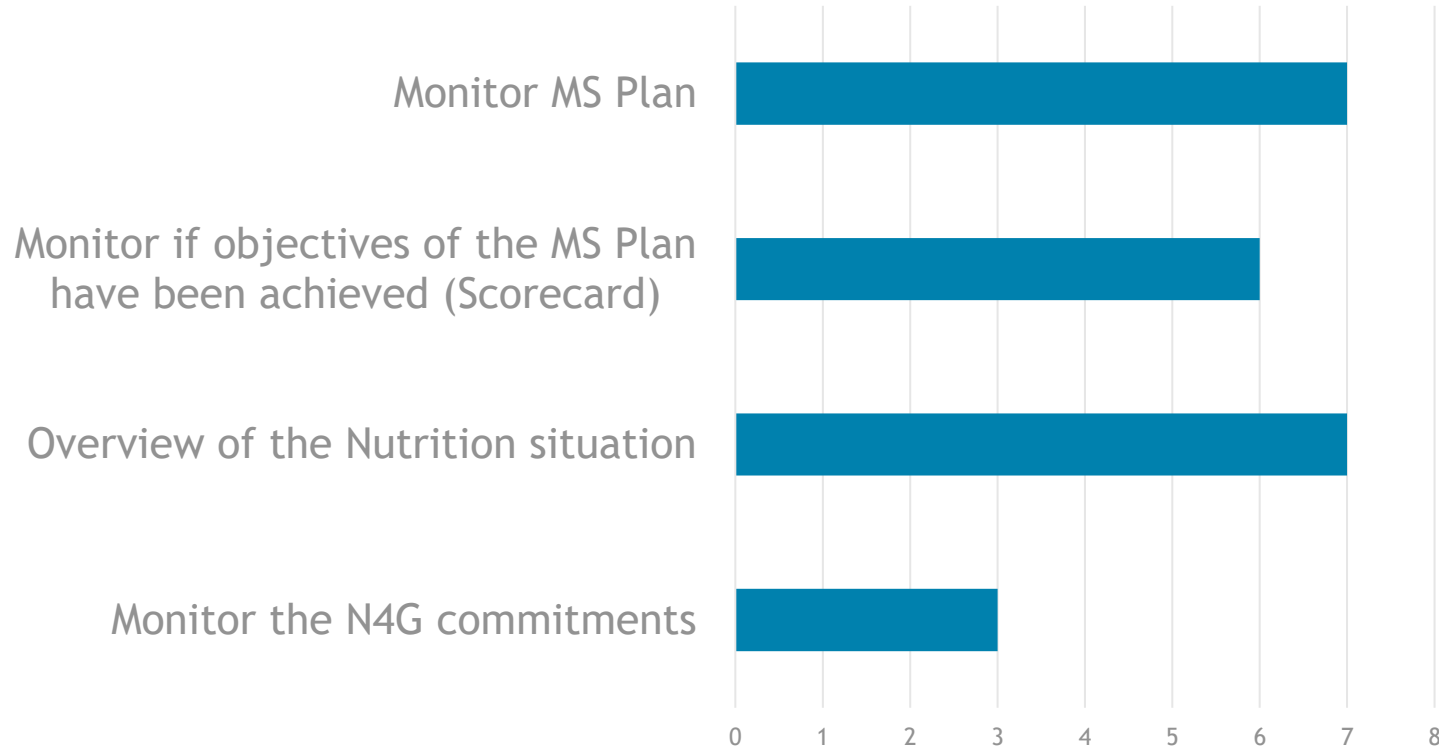


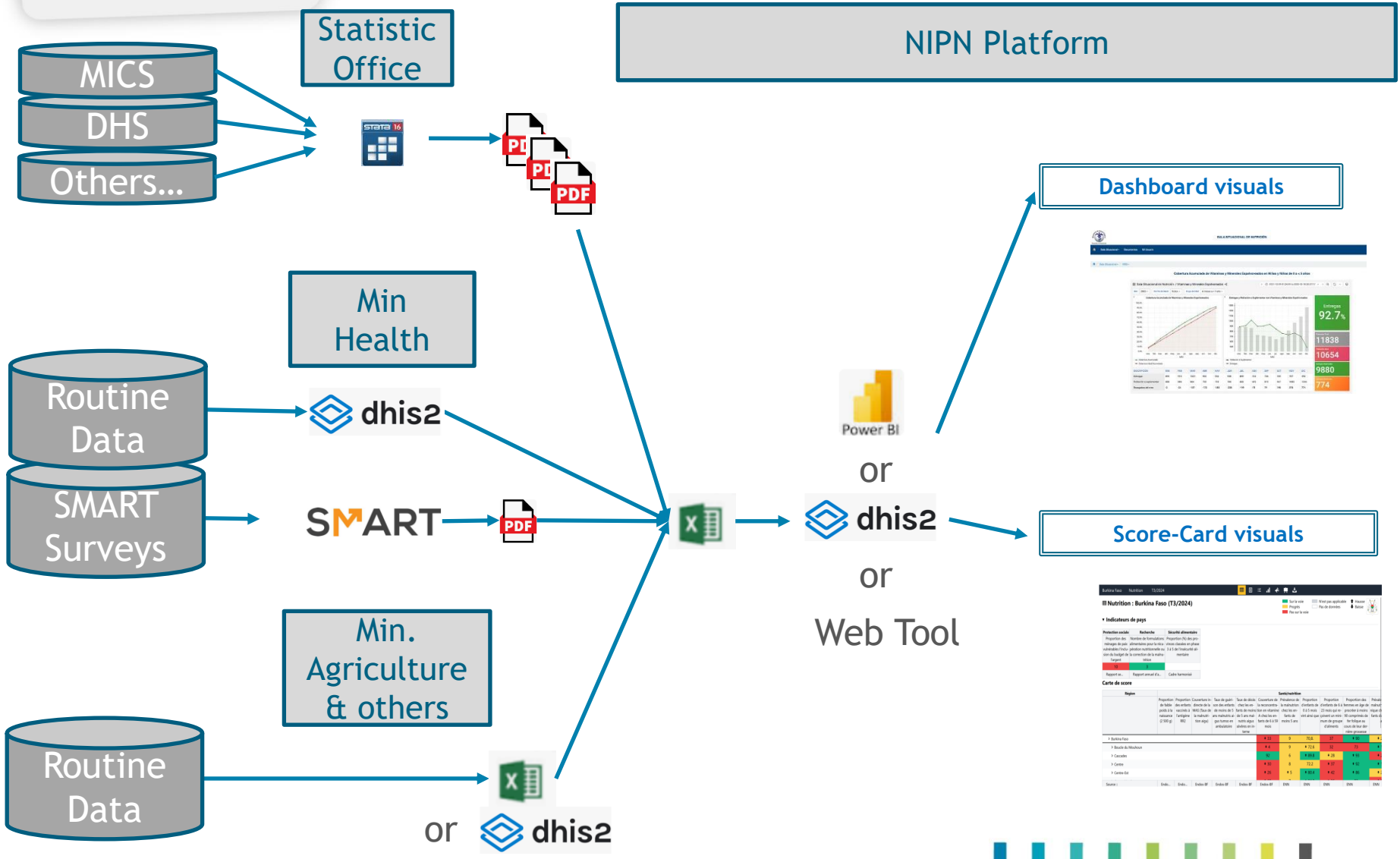
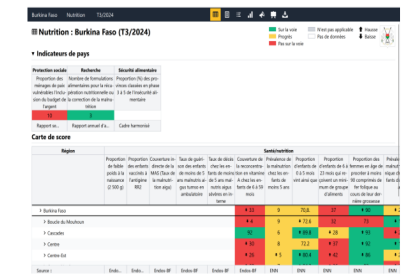


Main findings



Objectives of the DVT (8 countries = 15 DVT)



A screenshot of a score-card visualization. It displays a table of indicators and their values. The table is titled "Indicateurs de pays" and "Carte de score". The table has columns for "Indicateur", "Valeur", "Tendance", "Cible", and "Statut".

Indicateur	Valeur	Tendance	Cible	Statut
Population	11838	↑	11838	OK
Proportion	10654	↓	10654	OK
Couverture	9880	↑	9880	OK
Score	774	↑	774	OK



Mapping of
Indicators


Defining objectives &
content of the DVT(s)

Compiling
& Harmonising Data

IT
Design

IT
Design

Upload &
Communication

- 
- 6 - 12 months process
 - 2 Data Analysts / Data Managers part time over this period
 - IT private company support 2-3 months
 - Monthly multi-sectoral coordination meetings
 - Guatemala evaluation: 25 000 USD total



IT solution	PBI (5/8)	Specific Web application (2/8)	Open Data for Africa - Alliance for Malaria Control (1/8)
Pros	<ul style="list-style-type: none"> Multiple data format Updates are easy Becoming a standard 	<ul style="list-style-type: none"> Address specific needs. Sectors can directly update the data. 	<ul style="list-style-type: none"> Free Capacity existing
Cons	<ul style="list-style-type: none"> Subscription fee Capacity to use PBI 	<ul style="list-style-type: none"> Costs IT Capacity to maintain the DVT. 	<ul style="list-style-type: none"> Updates not systematic

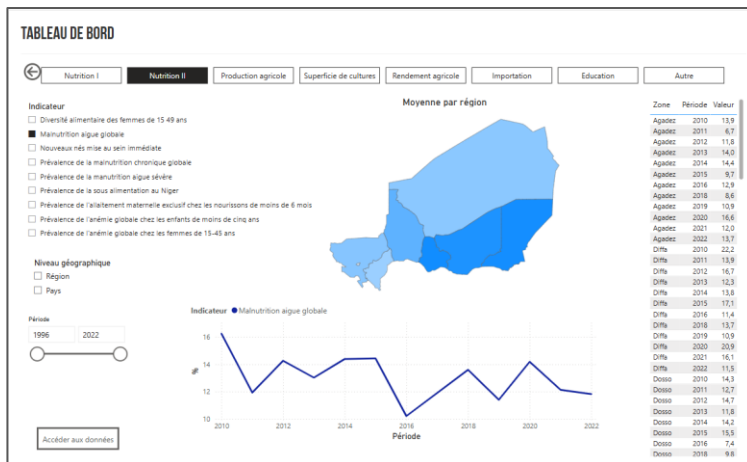
• Examples of resource optimisation:

- **Burkina Faso** using the Score card of the Alliance for Malaria Control
- **Kenya** using existing resources and capacity of the Statistic Office
- **Guatemala** building on sectoral tools to enhance their multisectoral nutrition dimension



Nutrition Info of NIPN Niger:

A database with > 400 indicators
From 7 different sectors



MoH used Nutrition info to update the situation analysis of :

- National Health Strategy
- National Strategy for the reduction of chronic malnutrition

Min of Agriculture used Nutrition Info to advocate for the inclusion of the WDD in national surveys

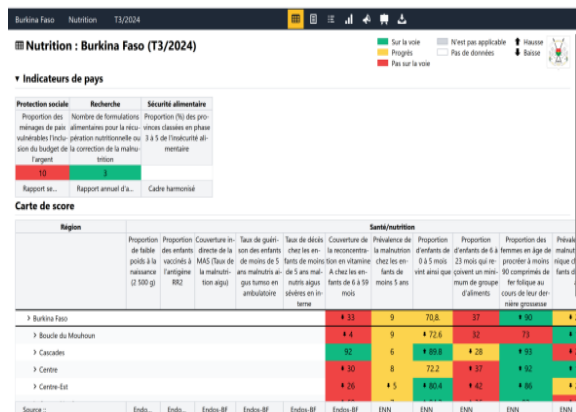
Used to support the monitoring of N4G commitments

Used by Students for nutrition data analysis



ScoreCard of NIPN Burkina Faso:

A Scorecard system to monitor the progress of 25 key indicators of the PNMN



Region	Proportion de la population de moins de 5 ans vaccinée à la naissance (2 500 g)	Proportion de la population de moins de 5 ans vaccinée à MAS (taux de couverture au moins égal à 80%)	Couverture de la vaccination des enfants de moins de 5 ans	Taux de décès chez les enfants de moins de 5 ans	Taux de décès chez les enfants de moins de 5 ans	Couverture de la reconnaissance de la malnutrition chez les enfants de moins de 5 ans	Prévalence de la malnutrition chez les enfants de moins de 5 ans	Proportion d'enfants de 0 à 5 mois qui ne vivent avec un déficit de poids pour l'âge	Proportion d'enfants de 6 à 23 mois qui ne mangent pas suffisamment	Proportion des femmes en âge de procréer qui ne prennent pas de compléments alimentaires	Prévalence de la malnutrition chronique chez les enfants de moins de 5 ans
Burkina Faso	33	9	70,8	37	90	4					
Boucle du Mouhoun	44	9	72,4	32	73	4					
Cascades	42	6	80,8	25	70	4					
Centre	40	8	72,2	37	70	4					
Centre-Est	25	4	80,4	42	66	4					

Used by MoH to identify districts with high levels of mortality (corrective measures taken)

Used by ST (Technical Secretariat) to monitor progress of the PNMN action plan

Used by Min of Education to identify shortfalls in the School Feeding Programme and to successfully advocate for increased budgets.



Sustainability of the DVT

Resources needed for the maintenance of the DVT	Currently Funded by NIPN project	Currently Funded by Government	Currently Funded by other funds
Human Resources for the maintenance of the tool	GUA, BF, NI, LAO	SL, KY, RCI	
Workshop for updating the tool	GUA, RCI, BF, NI		SL
Web Site subscription	GUA, BF, LAO	SL, RCI, KY	NI
Software subscription	BF, NI, KY	SL	

- **Good practices:**


- **Côte d'Ivoire** : DVT hosted by National IT Society. Clear mandate of CONANUT with resources.
- **Guatemala**: DVT embedded within the sectoral information systems



Communication

**Next is a video
developped by
the SUN & Food System Coordination Unit
of the Vice-President Office
of Sierra Leone**





Q&A - 30'





Wrap Up - 5'

