



ONE HEALTH
FESTIVAL



NiPN

National Information
Platforms for Nutrition



NIPN: Reflections on 10 Years of Implementation

*Advancing evidence-based decision-
making for nutrition, health and
sustainable food systems*

One Health Festival Official Event
31 March 2026





NiPN

National Information
Platforms for Nutrition



NIPN: 10 years of implementation

Barbara Baile

Nutrition Advisor C4N-NIPN, GIZ



What is an information platform? A team of experts: statisticians, communicants, nutritionists, coordinators, and others.

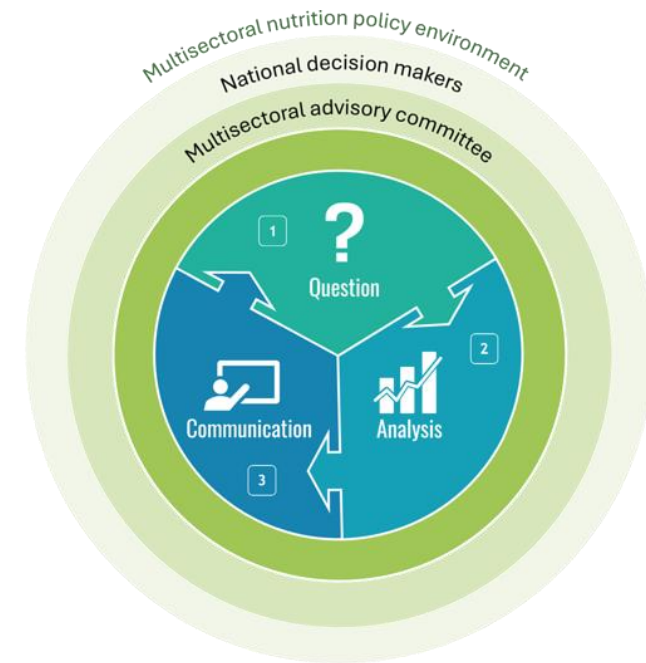
- They develop dashboards, scorecards, websites, repositories, etc.
- Dedicated to information on relevant themes around nutrition
- NIPN teams: 5-6 staff
 - monitoring of national plans, N4G commitments, SDG indicators

NIPN Phase I was co-financed by EU, FCDO, Gates Foundation (2015-2020). From 2020, co-financed by the EU and the BMZ;

Implemented by national governments with support from international partners, GIZ, UNICEF and CATIE.

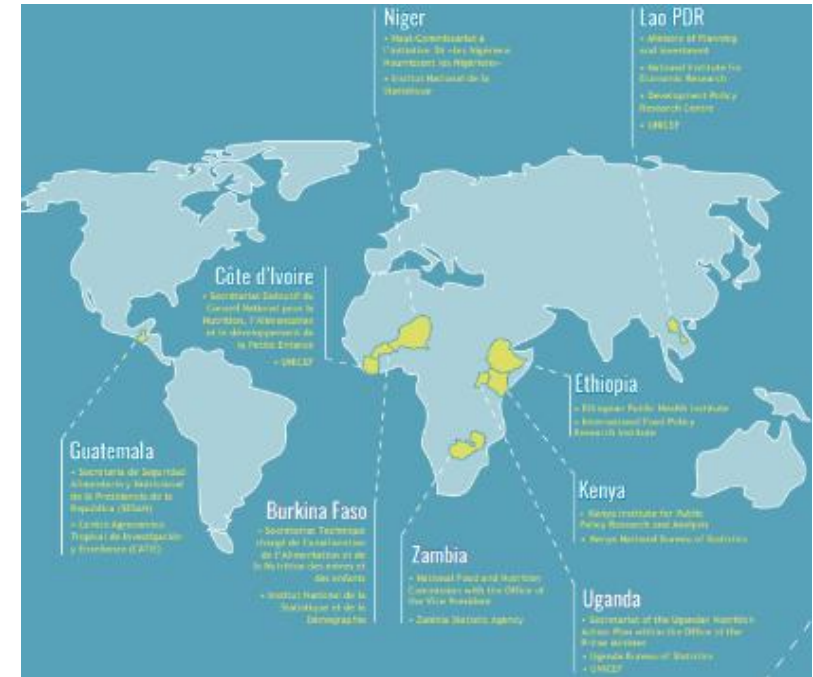


1. **Formulation of questions in line with national priorities**
2. **Data analysis to inform decision-making**
3. **Advocacy/Dissemination of results to designated decision-makers**



2015

In 2015, nutrition information was dispersed with no dedicated experts. Data was fragmented across health systems, NGOs, UN bodies, agriculture ministries, academic institutions, etc.



As of 2025, all 9 NIPN countries have dedicated experts to nutrition in their national statistical and research institutes, influencing national policies. 80% of them are civil servants.

2025




2015-2016-2017

Set up of 9 NIPN platforms and a Global Support Unit
Bangladesh, Burkina Faso, Côte d'Ivoire, Ethiopia, Guatemala, Kenya, Lao PDR, Niger, Uganda



2019

Countries start their first Policy Question Formulation cycle
Ethiopia 22 questions
Niger 5 questions



A Desk Review Conducted to Identify Potential Policy Questions

An internal desk review has been conducted by the NIPN team and policy translation unit of EPHI to identify nutrition related policy questions.

The review is one process of a NIPN activity in which policy questions were identified and further explored for analysis. The review was conducted in a meeting held on May 14-18 in Bishoftu.

The main aim of the meeting was to gather documents from an open accessible data and to review policy, strategy and planning documents, research findings and other reviewed reports.

The topics covered during the desk review were urban nutrition, pastoral nutrition, nutrition and financial tracking and social protection.



PQF Review Team



First NIPN publication
Bangladesh
OPENING THE POLICY SPACE: THE DYNAMICS OF NUTRITION POLICY MAKING IN BANGLADESH

2017

Numerous publications have followed
Country publications

NIPN platforms reorient their analysis to provide evidence on Covid-19 & nutrition
Ethiopia

COVID-19 AND ITS IMPACT ON ETHIOPIA'S AGRI-FOOD SYSTEM, FOOD SECURITY, AND NUTRITION

2020



2021



Burkina Faso

Official Launch of [PNIN Website](#): a unique repository for

nutrition information




2022



Bangladesh

Closure of the NIPN platform

[LEARNINGS FROM NIPN BANGLADESH](#)



Kenya

National Information Platform for Food Security and Nutrition (NIPFN) [Web Portal Launch](#)

2022



In total, 7 NIPN countries have developed a **data dashboard for nutrition** [NIPN DATA VISUALISATION TOOLS REVIEW](#)



2023



Evaluation of NIPN phase 1
[NIPN CONTRIBUTION STUDY](#)

2024



C4N-NIPN initiates **NIPN4NIS** to support SUN countries without established NIPN platforms in developing their nutrition information systems (**Benin, Madagascar, Mali, Sierra Leone**)



sdg group

Final Report
Contribution Study of the
National Information Platform
for Nutrition Initiative

September 2023

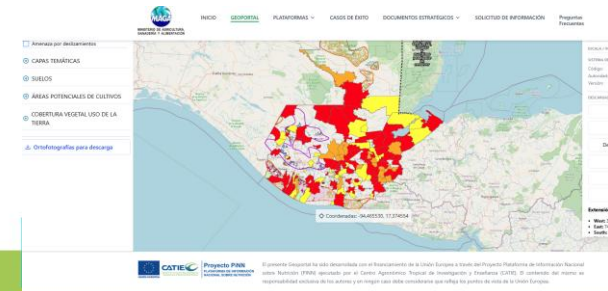
Zambia becomes
the 10th country to
implement NIPN

2023



Guatemala launched a web portal to monitor anthropometric indicators for children under five. In total, NIPN Guatemala developed 10 websites and 5 mobile applications (ex. [Geoportal Guatemala](#)) to monitor nutrition and food security

2024




2024



Sub-national roll-out of

NIPN starts in

- Lao PDR
- Kenya
- Niger
- Ethiopia



2025



The Lives Saved Tool



Uganda used the results from a LIST analysis to inform Uganda Nutrition Action Plan III. In total, 9 NIPN countries received a [LIST training](#)



2025


N4G Paris: NIPN launches [A call to invest in nutrition information systems at the N4G Paris 2025](#), NIPN platforms support governments in developing and monitoring their N4G commitments

Côte d'Ivoire [PNMIN & N4G](#)

2026

Toward continuation of learning and sharing NIPN experience beyond the NIPN community





The National Information Platform for Nutrition (NiPN), implemented in Burkina Faso since 2018, plays a strategic role in strengthening governance. It has contributed significantly to the production, analysis, dissemination and use of nutrition data. **Strengthening the Nutrition Information System (NIS)** and supporting **multisectoral coordination** are key pillars of its contribution.

CONTRIBUTION TO THE NUTRITION INFORMATION SYSTEM

- Identification and centralisation of multi-sector data
- Analysis of nutrition data
- Standardisation of indicators
- Capacity building

CONTRIBUTION TO MULTISECTORAL COORDINATION

- Establishment of an inter-sectoral exchange platform
- Technical support for ST-Nut
- Multisectoral monitoring and evaluation

www.nutrition.bf | facebook.com /PNIN | linkedin.com/company/pnin-burkina | twitter.com/pnin

Comment la PNMIN contribue-t-elle au Système d'Information Nutritionnelle (SIN) et à la coordination multisectorielle en Côte d'Ivoire?

I. Contribution au Système d'information

- Contribution to the Information System :**
 - Centre de documentation: Publication des rapports d'activités, des rapports d'enquête, des décrets en rapport avec la nutrition, des articles et des différentes publications produites par la PNMIN, des documents de politiques et de programmes et d'autres ressources documentaires, en lien avec la nutrition, collectées auprès des acteurs de la nutrition.
 - Outils de visualisation des données de nutrition: Publication des Indicateurs de tous les secteurs intervenants dans le domaine de la nutrition, l'alimentation et le DPE.
 - Contribution au renforcement du système national d'information sanitaire avec l'intégration de l'ensemble des indicateurs de nutrition dans le DHS2 en vue de l'amélioration de la qualité des données.
 - Cartographie des données nutritionnelles dans les ministères sectoriels.
 - Élaboration d'un glossaire sur les terminologies de nutrition en vue d'harmoniser la compréhension des termes utilisés en nutrition et développement de la parole entente.
- Renforcement des capacités :**
 - Formation de 50 points focaux des ministères sectoriels en planification suivi évaluation intégrant le genre.
 - Renforcement des capacités de l'équipe en charge des statistiques du MENA en traitement, validation, analyse de données en nutrition et rédaction de rapport d'analyse statistique.
 - Appui technique et financier au Ministère d'État responsable de l'Agriculture et du Développement Rural pour l'intégration des données de nutrition dans les analyses du cadre harmonisé.

II. Coordination multisectorielle à travers l'appui PNMM

- Renforcer le partenariat avec les universités, les centres de recherche.
- Appui à la recherche à travers les bourses.
- Mise à disposition des indicateurs pour le suivi et l'évaluation des engagements nationaux et internationaux en matière de nutrition (ESNAP, NISAP).
- Appui à la mise en place du cadre des résultats du Plan National Multisectoriel de Nutrition 2024-2027 (PNMN 2024-2027).
- Élaboration du plan de suivi, évaluation, redéfinir et approprié (SEEA) du PNMM.
- Analyse de l'intégration du genre dans le cycle de planification en matière de nutrition en Côte d'Ivoire.

NIPN's contribution to multisectoral collaboration in Ethiopia

Multisectoral collaboration by giving capacity building trainings for MER-SC members

- Systematic review and meta-analysis
- Multisectoral coordination
- Nutrition leadership

Trainings given to MER-SC members

NIPN has given an opportunity to five regional public health institutes and universities to answer the following policy-relevant questions and also supported them financially and technically.

- How can high-impact nutrition interventions be scaled up effectively and successfully in Ethiopia? By University of Gondar and Amhara Public Health Institute
- How Should Ethiopia approach the issue of food and nutrition in Pastoralist areas? By Jigjiga University and Haramaya University
- What are barriers to the generation and utilization of high-quality data across information systems and administrative levels in Ethiopia? By Wolaita Sodo University and South Ethiopia Public Health Institute (PHI)
- How should the government of Ethiopia ensure better nutrition education and literacy across all structures and sectors? By Hawassa University and Sidama PHI

NIPN has also cascaded to two regions: Amhara and Sidama public health institutes (RIPN)

DIGITAL TOOLS IMPROVE DECISION-MAKING IN FOOD AND NUTRITION SECURITY (FNS) IN GUATEMALA

Eduardo Say', Julio López, Berzau Sofiofa', Ana Lucia Vasquez', Alejandra Rodriguez'

1 Tropical Agricultural Research and Higher Education Center (CATIE)

September 23-25, 2024, Lusaka, Zambia
1st Global Forum Learning

CONTEXT

Malnutrition in Guatemala continues to be one of the main human development challenges, with direct implications for the health, productivity, and well-being of the population.

METHODS

Multisectoral nutrition policy environment

Three public institutions directly involved in preventing malnutrition have developed digital tools: 10 web applications and 2 mobile applications for data and information management to support decision-making. These institutions are members of the National Food and Nutrition Security System.

RESULTS

The use of digital technology oriented toward digital transformation improves the culture of using administrative data for monitoring interventions in the fight against malnutrition. It provides reliable data for decision-making and strengthens FNS governance for the well-being of citizens, particularly the most vulnerable.

| Institution | Name | Type | Description |
|---|--|--|---|
| Ministry of Public Health and Social Assistance (MSPAS) | Automation of Nutrition Situation Room | Web application: 1 (desktop) | Monitoring anthropometric indicators of children under 5. Coverage: national. Year of Publication: 2024 |
| Secretary of Food and Nutrition Security (SESAN) | Monitoring tools | Web applications: 7 (desktop) and Mobile applications: 2 | Monitoring: 1) Acute malnutrition, 2) Complimentary food, 3) Social and behavior change, 4) FNS governance, 5) Stakeholder mapping, 6) Municipal Food and Nutrition Security System, 7) Departmental Food and Nutrition Security System. Coverage: national. Year of Publication: 2019-2024 |
| Ministry of Agriculture, Livestock and Food (MAGAG) | Integrated Intervention Management System and Geospatial | Web applications: 2 (desktop) and Geospatial: 1 | Monitoring food assistance programs and warehouse models; map viewer, success stories on agriculture, forest management, and food and nutrition security. Coverage: national. Year of Publication: 2025 |

CONCLUSIONS

The use of digital technology oriented toward digital transformation improves the culture of using administrative data for monitoring interventions in the fight against malnutrition. It provides reliable data for decision-making and strengthens FNS governance for the well-being of citizens, particularly the most vulnerable.

ACKNOWLEDGMENTS

We thank the Delegation of the European Union in Guatemala, Capacity for Nutrition – National Information Platform for Nutrition (NiPN), national, departmental, and municipal authorities and their technical staff for their support in the development of the National Policy on Nutrition Security and all participants in the working sessions for the development of mobile and web applications.

How does NIPN contribute to the Nutrition Information System (NIS) and to multisectoral coordination?

Contribution to the Nutrition Information System :

- Creation of a database to enhance the use of nutrition information
- Documentation resources: Publication of reports and technical briefs produced by the NiPN, as well as policy and program documents and other nutrition-related resources collected from nutrition stakeholders.
- Nutrition Information Dashboard: Publication of sectoral indicators, both nutrition-specific and multi-sectorial.
- Annex: Publication of anonymized databases with nutrition-specific and nutrition-sensitive data.

Capacity development :

- Training on the Nutrition Toolkit for staff from nutrition-sensitive and nutrition-specific sectors, and leaders and the media.
- Capacity building for staff in nutrition-sensitive and nutrition-specific sectors through the one-year National PNO program in human nutrition, targeting professionals without prior training in nutrition, in order to build a stronger multisectoral critical mass for nutrition.
- Media training to develop reports using NiPN products.
- On-site capacity building on evidence-based advocacy for nutrition, particularly through the use of NiPN products.
- Provision of nutrition-specific and nutrition-sensitive data within the sectors through workshops for consolidating sectoral indicators.

Multisectoral coordination through support to the PNSN :

- Collaboration with the NiPN team to generate NiPN products within the frameworks of the National Policy on Nutrition Security.
- Establishment of a quality assurance framework for nutrition-specific and nutrition-sensitive indicators.
- Provision of indicators for monitoring and evaluating national and international nutrition commitments.
- Support for the development of Niger's national Nutrition Profile.
- Support for the evaluation of the current National Policy on Nutrition Security, which ends in 2025.
- Support for the drafting of a new National Policy on Nutrition Security as its action plan.
- Support for mainstreaming the Sustainable Development Goals themes across in the development of the new National Policy on Nutrition Security.
- Provision of information for advocacy to mobilize resources in favor of nutrition.

NIPFN National Information Platform for Food Security and Nutrition

Policy | Evidence | Decisions

1. NIPFN evidence informing policy and decisions

- Informed the Kenya Nutrition Action Plan (KNAP) 2018-2022 mid-term review through policy-relevant evidence and a centralized data repository.
- Supported County Integrated Development Plans (CIDPs) and Medium-Term Plan IV development, integrating nutrition budgets into 14 county CIDPs.
- Research findings and centralized data source contributed to the KNAP 2023-2027 report.
- Provided technical assistance in reviewing the 2012 Food and Nutrition Policy Implementation Framework with statistical reports, datasets, policy papers, and briefs.
- Informed UNICEF's 2022-2026 County Programme Situation Report by providing relevant data and information.

2. County level technical support

- Integration of nutrition budgets into 14 CIDPs
- 10 counties sensitized on NIPFN
- 14 County-specific multi-sector food security and nutrition platforms developed for Isiolo and Baringo
- 4 County Nutrition briefs developed and disseminated to all counties

3. Sector-specific influence

- Ministry of Water and Irrigation in mainstreamed nutrition objectives into irrigation planning (MTP and National Irrigation Sector Investment Plan (NISIP))
- Contributed to food security surveillance through collaboration with NEMA
- Informed geographic targeting and beneficiary profiling for Cash and Health Education (INICHE) Programme under social protection

4. Multistakeholder Perspectives in Nutrition Promoted

- NIPFN integrated with existing platforms such as KDHS, NDMA, SMART Surveys, Kilimo Stats, and KHBS
- Promoted data harmonization and cross-sectoral analysis, shaping planning and programming initiatives like NCHADS, National Irrigation Sector Investment Plan, and Food Security Surveillance.

Success story at provincial level
Leadership + Capacity + Evidence

STRENGTHENING NUTRITION DATA & COORDINATION IN LAO PDR

BEFORE NIPN

- Siloed and fragmented data
- Weak coordination structures across sectors
- Limited data analysis capacity
- Non-multisectoral database
- Limited use of data

NIPN CONTRIBUTION

- National Socioeconomic Development Plan
- N4G Summit on Data, Research, Innovation & AI
- National Plan of Action on Nutrition (NPAN)
- National Nutrition Committee
- NIPN SUPPORTS

EVIDENCE GENERATION & USE

INFORMED DECISION MAKING

SALAVAN SPOTLIGHT

Success story at provincial level
Leadership + Capacity + Evidence

OFFICE OF THE PRIME MINISTER NATIONAL INFORMATION PLATFORMS FOR NUTRITION (NIP)

UGANDA NUTRITION SITUATION

HOW NIPN HAS SUPPORTED EVIDENCE GENERATION AND USE IN UGANDA

- Planning and Policy Development: Through evidence-informed programming, NIPN supported the development of the National Nutrition Policy and the National Nutrition Strategy.
- Monitoring and Evaluation: NIPN supported the development of the National Nutrition Monitoring and Evaluation System (NMES) and the National Nutrition Dashboard.
- Advocacy: NIPN supported the development of the National Nutrition Policy and the National Nutrition Strategy, and provided technical assistance to the National Nutrition Committee.
- Knowledge Translation: NIPN supported the development of the National Nutrition Policy and the National Nutrition Strategy, and provided technical assistance to the National Nutrition Committee.

Background

- Launched 2024 under the National Food and Nutrition Commission (NFNC) in partnership with the Zambia Statistics Agency and with GIZ support.
- Anchored within Zambia's national nutrition structures to ensure evidence informs high-level planning.

Achievements & Impact

- High-level attention: LIST results presented to senior government leaders, technical working groups, and partners.
- Influencing national planning: Findings feed into the 9th National Development Plan (NDP) review.
- Budget and resource mobilization: Equipped decision makers with cost-effective priorities to advocate for increased domestic and partner funding.
- Enhanced multisectoral coordination: LIST analysis and NIPN workshops strengthened collaboration across ministries and partners.

Evidence Generation: LIST Analysis on Stunting

- National policy directive (Feb 2025): Reduce stunting to 15% by 2030 (from 32% in 2024).
- Projections show gaps: Without stronger action, stunting will remain at 26-31% by 2030.
- NIPN Zambia applied LIST to model impactful, cost-effective nutrition intervention packages.

Why It Matters

- Evidence into Action: Clear scenarios to avert stunting crises and reduce disparities across provinces.
- Policy Uptake: Cost-effective interventions now guide Zambia's nutrition strategy and resource allocation.
- Sustainability: Positioned nutrition as a national development priority with accountability mechanisms.

NIPN Zambia - From Launch to Impact

The newest platform, already shaping policy and resource allocation for stunting reduction

Background

- Launched 2024 under the National Food and Nutrition Commission (NFNC) in partnership with the Zambia Statistics Agency and with GIZ support.
- Anchored within Zambia's national nutrition structures to ensure evidence informs high-level planning.

Achievements & Impact

- High-level attention: LIST results presented to senior government leaders, technical working groups, and partners.
- Influencing national planning: Findings feed into the 9th National Development Plan (NDP) review.
- Budget and resource mobilization: Equipped decision makers with cost-effective priorities to advocate for increased domestic and partner funding.
- Enhanced multisectoral coordination: LIST analysis and NIPN workshops strengthened collaboration across ministries and partners.

Evidence Generation: LIST Analysis on Stunting

- National policy directive (Feb 2025): Reduce stunting to 15% by 2030 (from 32% in 2024).
- Projections show gaps: Without stronger action, stunting will remain at 26-31% by 2030.
- NIPN Zambia applied LIST to model impactful, cost-effective nutrition intervention packages.

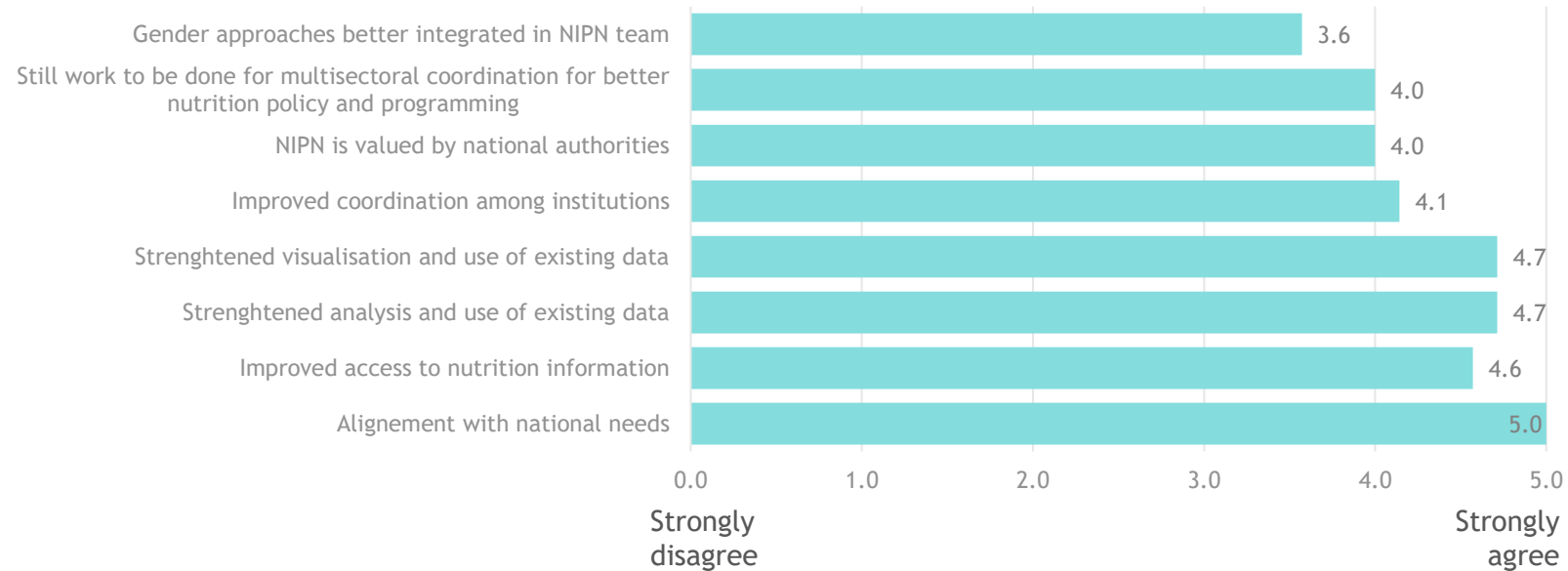
Why It Matters

- Evidence into Action: Clear scenarios to avert stunting crises and reduce disparities across provinces.
- Policy Uptake: Cost-effective interventions now guide Zambia's nutrition strategy and resource allocation.
- Sustainability: Positioned nutrition as a national development priority with accountability mechanisms.

Looking Ahead

- Scaling up evidence use across sectors to accelerate progress towards 2030 targets.
- Strengthening domestic financing while engaging partners to sustain momentum.
- Continuing to innovate: Zambia's NIPN will keep linking data to decision-makers to drive results.

NIPN platforms survey



Lessons Learned

- Strong institutional anchoring is essential from the start
- Political commitment and multisectoral engagement are critical for success
- Sustainability must be planned early, including government ownership and financing.





NIPN 1st Global Gathering – Paris, 2018



NIPN 7th Global Gathering – Lusaka, 2025

THANK YOU / MERCI

More information / Plus d'informations:

[Home - NIPN - National Information Platforms for Nutrition](#)



